

谨呈：

## 中华人民共和国商务部

中华人民共和国马铃薯淀粉产业申请对原产于欧盟的进口马铃薯淀粉所适用的反倾销措施进行期终复审调查

### 马铃薯淀粉反倾销措施期终复审调查申请书

#### 【附件】

期终复审申请人：

中国淀粉工业协会马铃薯淀粉分会

申请人全权代理人：

北京市博恒律师事务所

二〇二三年十一月十六日

## 证据目录和清单

- 附件一： 申请人社会团体分支机构登记证书和授权委托书
- 附件二： 关于马铃薯淀粉反倾销期终复审事务商讨会的会议纪要
- 附件三： 马铃薯淀粉生产企业会员单位情况
- 附件四： 律师指派书和律师执业证明
- 附件五： 关于中国和欧盟马铃薯淀粉供需状况的说明
- 附件六： 中华人民共和国进出口税则，2019—2023 年版
- 附件七： 中华人民共和国海关总署马铃薯淀粉进口数据统计
- 附件八： 关于海运费和保险费的情况说明
- 附件九： 世界银行集团关于欧盟贸易环节费用的介绍
- 附件十： 欧盟马铃薯淀粉本土销售价格
- 附件十一： 汇率统计
- 附件十二： 欧盟马铃薯淀粉对外出口统计数据
- 附件十三： 申请人会员单位财务数据和报表

**附件一：申请人社会团体分支机构登记证书和授权委托书**



# 社会团体分支机构登记证书

社证字第 3806-10 号

名称：中国淀粉工业协会马铃薯淀粉分会

负责人：周庆锋

住所：内蒙古自治区呼和浩特市和林格尔县  
和清路98号

业务范围：行业管理、信息交流、书刊编辑、  
业务培训、国际合作、咨询服务

活动地域：全国

登记日期：2006年7月14日

有效期限：自 2021年06月21日至 2026年06月20日

发证机关：中国淀粉工业协会

发证日期：2021年6月21日



## 授权委托书

委托人：中国淀粉工业协会马铃薯淀粉分会

被委托人：北京市博恒律师事务所

委托事由：委托人特此全权委托北京市博恒律师事务所代表委托人对原产于欧盟的进口马铃薯淀粉产品所适用的反倾销措施提起期终复审申请及相关事宜。

北京市博恒律师事务所的代理权限为：全权代理。具体权限包括但不限于：

- 1、制订反倾销期终复审工作计划和方案，根据调查结果和案件的实际进展提供相应的法律意见和策略性建议；
- 2、在委托人的协助下，代表或者协助收集和整理案件所需要的证据材料和信息，包括国内外市场信息和国内企业生产经营状况等证据资料；
- 3、协助委托人配合调查机关开展的与反倾销措施实施效果跟踪有关的工作；
- 4、根据法律规定起草反倾销期终复审申请书及准备相关附件材料；
- 5、代表委托人与调查机关进行磋商并正式提出反倾销期终复审书面申请；
- 6、代表委托人填写和提交调查机关发放的参加调查登记材料；
- 7、指导和协助委托人填写和提交调查机关发放的调查问卷；
- 8、指导和协助委托人配合国家调查机关的实地核查工作；
- 9、代表委托人参加题述案件的审理、陈述会、听证会等；
- 10、根据案件的进展情况代表委托人依法向调查机关查阅应诉方的抗辩和评论意见，并及时提出相应反驳意见；
- 11、根据案件具体情况，代表委托人向调查机关提出相应请求和意见；
- 12、代表委托人进行反倾销期终复审案件所需的其他工作；
- 13、在日后可能发生的与反倾销措施有关的行政复议、诉讼、复审等程序中，代表委托人处理与之有关的辅助性事宜，比如代为接收和提交有关文件等。

本授权书所规定的权限在授权事宜完成时终结。

委托人：中国淀粉工业协会马铃薯淀粉分会（盖章）

日期：二〇二三年八月



**附件二：关于马铃薯淀粉反倾销期终复审事务商讨会的会议纪要**

## 非保密概要

本附件为申请人内部对原产于欧盟的进口马铃薯淀粉提起反倾销措施期终复审申请事务商讨会的会议纪要。鉴于会议纪要涉及申请人的内部表决程序、反倾销期终复审工作建议、聘请律师事务所、律师费支付事宜以及对内对外保密工作等事宜，属于内部保密资料，只在协会及会员内部传印，对外披露将对申请人的日常管理运作以及会员单位的生产经营造成不便或其他不利影响，故申请保密处理，不予全文对外公开披露。但是，申请人提供非保密性概要如下：

根据协会章程的有关规定和年度工作安排，协会召开本次会议，就对欧盟马铃薯淀粉反倾销措施提起提起期终复审申请进行专题讨论和决策，符合协会章程的有关规定。

会议审议通过了马铃薯淀粉反倾销期终复审工作建议；决定由中国淀粉工业协会马铃薯淀粉分会作为申请人，代表国内马铃薯淀粉产业尽快向商务部提交反倾销措施期终复审申请材料；聘请北京市博恒律师事务所全权代理，与会单位同意积极配合协会、律师事务所以及国家调查机关的相关申请及或调查工作，并按照要求提供案件所需的相关材料和数据。

**附件三：马铃薯淀粉生产企业会员单位情况**



# 中国淀粉工业协会马铃薯淀粉分会文件

## 马铃薯淀粉生产企业会员单位情况

中国淀粉工业协会马铃薯淀粉分会是全国从事马铃薯淀粉加工和深加工的生产、应用、流通、科研、设备制造等相关企、事业单位及相关行业工作者自愿组成的全国性行业组织、是非营利性的社会团体。

目前，中国淀粉工业协会马铃薯淀粉分会共有 58 家生产马铃薯淀粉的会员单位，均为国内规模较大，并且具有代表性和影响力的企业。

根据各会员单位的数据汇总，2019 年至 2023 年上半年我会会员单位的合计马铃薯淀粉（优级品和一级品）总产量如下表所示：

期 间	合计产量（吨）
2019 年	327,176
2020 年	457,490
2021 年	501,399
2022 年	376,051
2022 年上半年	97,855
2023 年上半年	77,305

以上情况，特此说明。

中国淀粉工业协会马铃薯淀粉分会

2023 年 10 月

**附件四：律师指派书和律师执业证明**

## 马铃薯淀粉反倾销措施 期终复审调查申请律师指派书

为中国马铃薯淀粉产业对原产于欧盟的进口马铃薯淀粉产品提  
请反倾销措施期终复审调查申请之目的，中国淀粉工业协会马铃薯淀  
粉分会授权北京市博恒律师事务所作为其全权代理人，代理题述案件  
的申请及调查工作。

北京市博恒律师事务所根据上述委托，特指派本所郭东平律师、  
蓝雄律师共同代理，处理上述委托的与题述案件有关的全部事宜，同  
时指派本所律师助理姚峰文、荆惠云、曾新祥处理上述委托的与题述  
案件有关的事宜，包括但不限于提交问卷答卷、提交问题单答复意见、  
提交评论意见、文件签收、公开信息查阅室查询并复印资料、资料收  
集等。

北京市博恒律师事务所  
二〇一三年十一月六日



# 律师事务所 执业许可证

(副本)

统一社会信用代码 31110000757700498L

北京市博恒律师事务所，

符合《律师法》及《律师事务所管理办法》  
规定的条件，准予设立并执业。

发证机关：

发证日期：2016 年 08 月 01 日

与原件一致



执业机构 北京市博恒律师事务所

执业证类别 专职律师

执业证号 11101200310402136

法律职业资格  
或律师资格证号 01200077020756

发证机关 北京市司法局

发证日期 2013 年 04 月 22 日



持证人 郭东平

性 别 男

身份证号

执业机构 北京市博恒律师事务所

执业证类别 专职律师

执业证号 11101200310817778

法律职业资格  
或律师资格证件号 019774120007

发证机关 北京市司法局

发证日期 2013 年 04 月 22 日



持证人 蓝雄

性别 男

身份证号

**附件五：关于中国和欧盟马铃薯淀粉供需状况的说明**

# 中国淀粉工业协会

中淀协 [2023] 第 12 号

---

## 关于中国和欧盟马铃薯淀粉供需状况的说明

马铃薯淀粉是以马铃薯为原料加工而成的由多葡萄糖分子组成的一种白色粉状物，具有高白度、高透明度、高粘度、低糊化温度、高聚合度、低蛋白、低脂肪残留量、低酸性、良好的成膜性、抗凝沉性等特性，广泛应用于食品、医药、石油化工、造纸、纺织、饲料、发酵、铸造、建材等各工业领域。

全球马铃薯淀粉生产主要集中在欧盟和中国两个地区，包括美国、俄罗斯等其他国家（地区）虽然也有生产，但规模相对较小。以下是中国和欧盟马铃薯淀粉的供需状况说明。

### 一、中国马铃薯淀粉的生产和销售状况

我国马铃薯淀粉生产主要分布在西北、华北、东北和西南四个产区，目前装置产能约为 200 万吨。

马铃薯淀粉具有“季产年销”的生产销售特点。正常情况下，每年 9-11 月，伴随着马铃薯的收获期，淀粉企业将大规模收购马铃薯并将其加工成淀粉。近年来，随着马铃薯种植在南方进行推广，以及部分企业可能会有上年度马铃薯留存的情况，局部地区的生产企业在春季期间也会加工一部分淀粉。当期生产加工的马铃薯淀粉通常会跨年度全年进行销售。

根据我会的统计和分析，2019 年至 2023 年，我国马铃薯淀粉的总产量、国产消费量和中国总需求量如下所示：



单位：万吨

期 间	中国总产量	国产消费量	中国总需求量
2019 年	43.97	51.41	54.50
2020 年	63.67	57.47	61.93
2021 年	65.33	56.70	66.09
2022 年	48.82	53.87	57.33
2022 年上半年	11.65	21.56	23.09
2023 年上半年	9.21	26.09	27.13
2023 年预计	55.00		60.00

注：（1）我会统计的马铃薯淀粉是指符合国标 GB/T8884—2017 优级品和一级品要求的马铃薯淀粉；

（2）中国马铃薯淀粉的总产量根据东北、华北、西北、西南产区企业或合作社上报的产量数据进行汇总和统计；

（3）国产消费量是指国产马铃薯淀粉在中国市场的消费量（含内销数量和自用，不含出口），以主要生产企业上报的产量、内销数量和自用量数据为基础，根据科学统计方法进行估算。统计的主要生产企业合计产量占中国总产量的比例在 60%-70%左右。年度国产消费量根据主要生产企业的消费量除以其占中国总产量的比例进行估算，半年度国产消费量以年度国产消费量数据为基础，根据主要生产企业的当期消费量占其年消费量的比例或同比变化幅度进行估算；

（4）需求量为表观消费量，等于国产消费量加上进口数量。

## 二、欧盟马铃薯淀粉的供需状况

欧盟是全球最大的马铃薯淀粉生产地区，淀粉生产主要分布在德国、荷兰、法国、丹麦、波兰、芬兰、奥地利、瑞典等，年产能合计为 194.88 万吨。

根据我会的调研和分析，2019 年至 2023 年欧盟马铃薯淀粉的供需数据统计如下：

单位：万吨

期间	总产量	进口量	出口量	需求量
2019年	128.89	0.90	29.28	100.51
2020年	151.24	0.86	33.36	118.73
2021年	163.50	0.81	47.15	117.16
2022年	157.50	1.05	36.73	121.82
2023年预计	147.96	1.22	39.01	110.16

注：（1）欧盟马铃薯淀粉需求量为表观消费量，需求量=产量+进口量-出口量；

（2）有关欧盟马铃薯淀粉的产量数据主要来源于 Starch Europe（欧洲淀粉产业联合会）对外公开的数据，结合欧盟统计局对外披露的英国统计数据、我会在对外交流与合作以及有关市场调研获得的信息和专业知 识进行整理和计算。2023 年欧盟马铃薯淀粉的总产量以 2022 年总产量为基础并根据马铃薯淀粉主产国的马铃薯种植面积的同 比变化幅度进行估算；

（3）有关欧盟马铃薯淀粉的进出口数据主要来源于 Eurostat 官网公开披露的数据，结合中国海关统计的欧盟马铃薯淀粉对中国出口数量进行整理和计算。2023 年进口量和出口量根据上半年数据乘以 2 进行估算。

以上情况，特此说明。



This document is meant purely as a documentation tool and the institutions do not assume any liability for its contents

► **B**

**COUNCIL REGULATION (EC) No 1234/2007  
of 22 October 2007**

**establishing a common organisation of agricultural markets and on specific provisions for certain  
agricultural products (Single CMO Regulation)**

(OJ L 299, 16.11.2007, p. 1)

Amended by:

		Official Journal		
		No	page	date
► <b><u>M1</u></b>	Council Regulation (EC) No 247/2008 of 17 March 2008	L 76	1	19.3.2008
► <b><u>M2</u></b>	Council Regulation (EC) No 248/2008 of 17 March 2008	L 76	6	19.3.2008
► <b><u>M3</u></b>	Council Regulation (EC) No 361/2008 of 14 April 2008	L 121	1	7.5.2008
► <b><u>M4</u></b>	Council Regulation (EC) No 470/2008 of 26 May 2008	L 140	1	30.5.2008
► <b><u>M5</u></b>	Commission Regulation (EC) No 510/2008 of 6 June 2008	L 149	61	7.6.2008
► <b><u>M6</u></b>	Council Regulation (EC) No 13/2009 of 18 December 2008	L 5	1	9.1.2009
► <b><u>M7</u></b>	Council Regulation (EC) No 72/2009 of 19 January 2009	L 30	1	31.1.2009
► <b><u>M8</u></b>	Commission Regulation (EC) No 183/2009 of 6 March 2009	L 63	9	7.3.2009
► <b><u>M9</u></b>	Commission Regulation (EC) No 435/2009 of 26 May 2009	L 128	12	27.5.2009
► <b><u>M10</u></b>	Council Regulation (EC) No 491/2009 of 25 May 2009	L 154	1	17.6.2009
► <b><u>M11</u></b>	Council Regulation (EC) No 1047/2009 of 19 October 2009	L 290	1	6.11.2009
► <b><u>M12</u></b>	Council Regulation (EC) No 1140/2009 of 20 November 2009	L 312	4	27.11.2009

Corrected by:

- **C1** Corrigendum, OJ L 26, 30.1.2009, p. 6 (361/2008)
- **C2** Corrigendum, OJ L 230, 2.9.2009, p. 6 (72/2009)

▼ M7

## ANNEX Xa


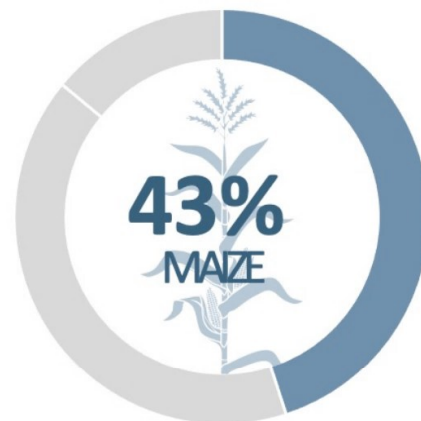
## Potato starch quotas per marketing year as referred to in Article 84a

## 马铃薯淀粉配额

Member State	(tonnes)	吨
Czech Republic	33 660	
Denmark	168 215	
Germany	656 298	
Estonia	250	
Spain	1 943	
France	265 354	
Latvia	5 778	
Lithuania	1 211	
Netherlands	507 403	
Austria	47 691	
Poland	144 985	
Slovakia	729	
Finland	53 178	
Sweden	62 066	
TOTAL	1 948 761	

根据欧盟第1234/2007号条例，欧盟马铃薯淀粉的产量配额为194.88万吨，我会以此作为欧盟马铃薯淀粉产能的统计数据来源。

## MAIN PRODUCTION IN EU (2020) STARCH PRODUCTS IN STARCH EQUIVALENT



欧盟27国+英国的马铃薯淀粉产量：  
 $1090 * 14\% = 152.6$ 万吨

英国产量：1.36万吨

推算欧盟27国产量：151.24万吨

EU 27 + UK data



**10,9M TONNES**  
STARCHES & DERIVATIVES

# 英国马铃薯淀粉产量数据

Sold production, exports and imports by PRODCOM list (NACE Rev. 2) - annual data [DS-066341]

Last update 英国马铃薯淀粉产量  
Extracted on  
Source of data

PRCCODE  
INDICATORS

DECL/PERIOD	Jan.-Dec. 2018	Jan.-Dec. 2019	Jan.-Dec. 2020
United Kingdom	14,208,829	13,618,900	:
产量 (万吨)	1.42	1.36	

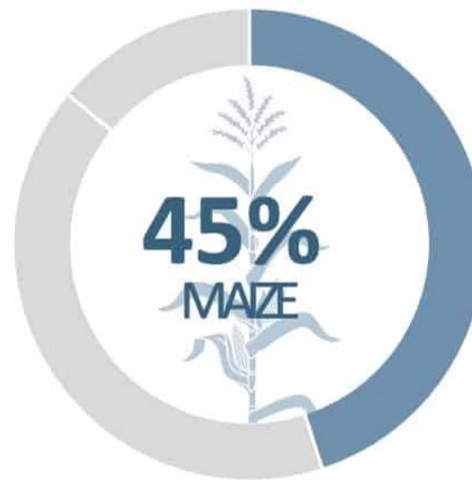
Special value:

:

说明：欧盟统计局统计了英国截止2019年的马铃薯淀粉产量数据，之后的数据无法获得。为统计欧盟27国2020年马铃薯淀粉的产量数据，2020年英国产量数据暂以2019年数据作为计算的基础。

# MAIN PRODUCTION IN EU (2021)

## STARCH PRODUCTS IN STARCH EQUIVALENT



欧盟27国马铃薯淀粉产量：

$1090 * 15\% = 163.5$ 万吨

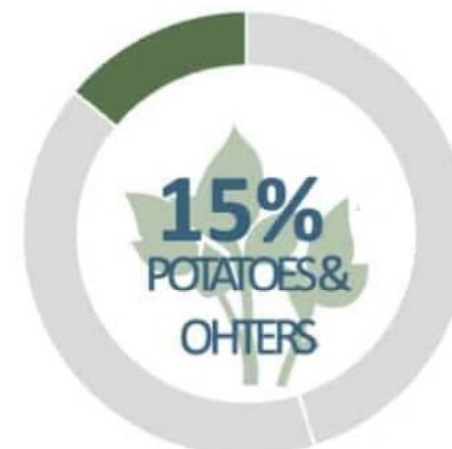
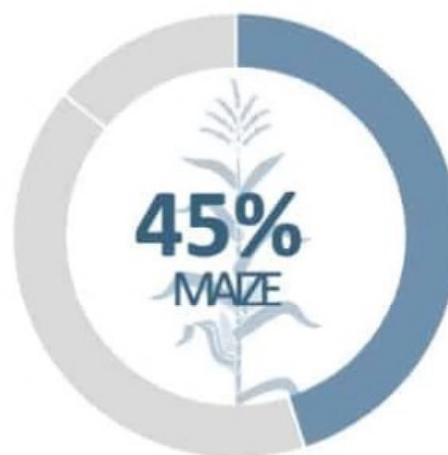
EU 27



**10,9M** TONNES  
STARCHES & DERIVATIVES

# MAIN PRODUCTION IN EU (2022)

## STARCH PRODUCTS IN STARCH EQUIVALENT



欧盟27国马铃薯淀粉产量：

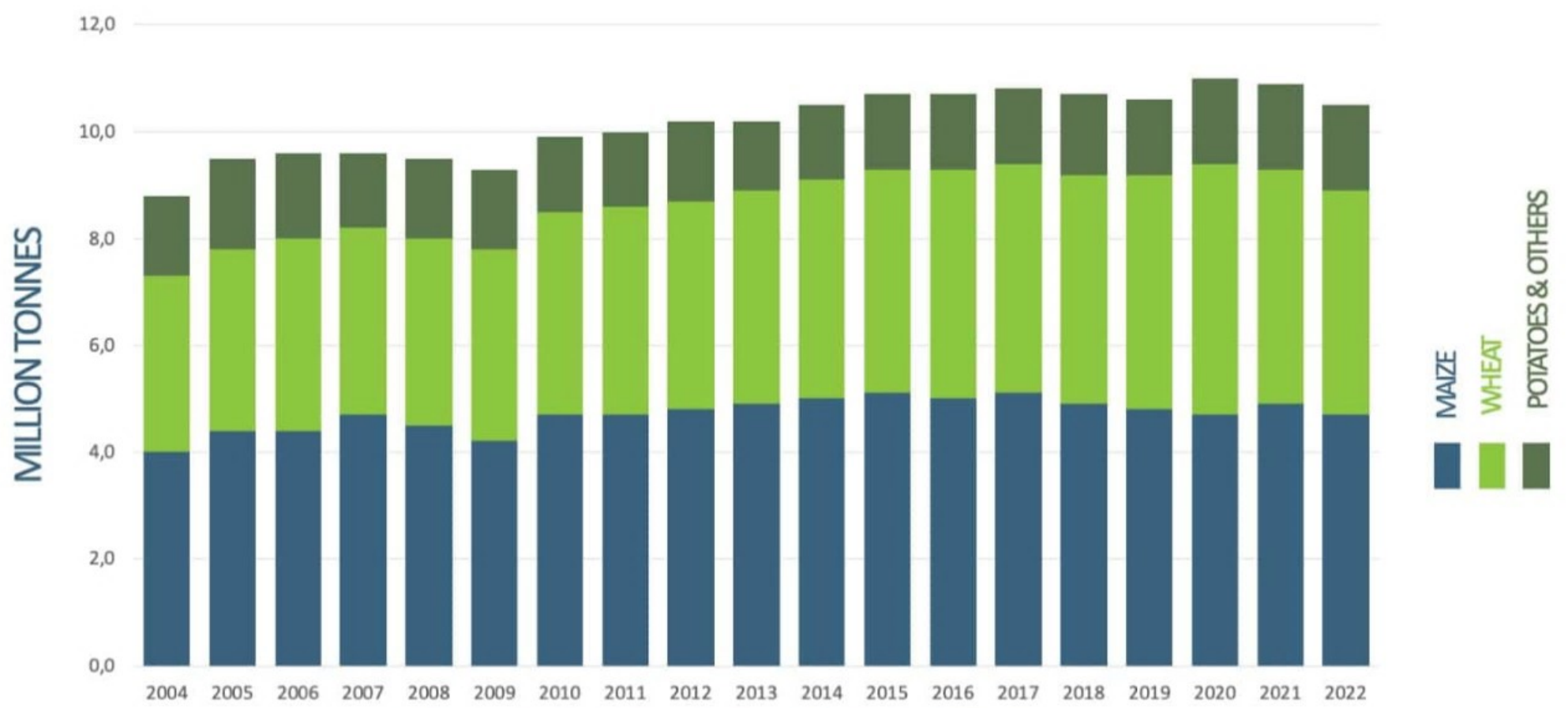
$1050 \times 15\% = 157.5$ 万吨

EU 27

 **10,5M TONNES**  
STARCHES & DERIVATIVES



# STARCH PRODUCTION IN THE EU



EU25: 2004-2006 | EU27: 2007-2012 | EU28: 2013-2020 | EU27: 2021

## 2023年欧盟马铃薯淀粉产量的估算方法

目前，欧洲淀粉协会暂未公布欧盟马铃薯淀粉的有关生产数据。我会统计的欧盟马铃薯淀粉产量数据为估算数，以2022年产量数据为基础，根据欧盟10个马铃薯淀粉主产国马铃薯种植面积2023年相对于2022年的变化幅度（降幅6.06%）进行估算。具体计算过程如下：

$$\begin{aligned} 2023\text{年产量} &= 2022\text{年产量} * (1 + \text{马铃薯种植面积降幅}) \\ &= 157.5 * (1 - 6.06\%) \\ &= 147.96 \text{ (万吨)} \end{aligned}$$

## 欧盟马铃薯种植面积统计数据

Data extracted on 19/10/2023 08:09:49 from [ESTAT]

Dataset: **Crop production in EU standard humidity [apro\_cpsh1\_\_custom\_7940774]**

Last updated: 17/10/2023 23:00

Time frequency

Annual

Crops

Potatoes (including seed potatoes) 马铃薯

Structure of production

Area (cultivation/harvested/production) (1000 t种植面积 (千公顷)

	TIME 2019	2020	2021	2022	2023
<b>GEO (Labels)</b>					
<b>European Union - 27 countries (fro</b>	1,603.70	1,464.70	1,401.14	1,359.51	:
<b>Czechia</b>	22.89	23.88	22.82	21.68	20.95
<b>Denmark</b>	56.70	62.80	56.20	59.20	55.84
<b>Germany</b>	271.60	273.50	258.30	266.40	262.60
<b>France</b>	207.16	216.42	b 211.59	211.67	176.39 d
<b>Latvia</b>	10.00	8.50	7.30	7.70	7.50
<b>Netherlands</b>	165.73	164.50	159.04	162.30	158.00
<b>Austria</b>	23.97	24.26	22.56	21.44	20.54
<b>Poland</b>	302.48	226.07	235.83	196.11	186.58 e
<b>Finland</b>	21.40	20.70	20.33	20.00	19.10
<b>Sweden</b>	23.65	24.07	23.75	23.41	22.45

	2022年	2023年
马铃薯淀粉主产国	989.91	929.95
2023年比2022年的变化幅度		-6.06%

2019年至2022年欧盟马铃薯淀粉进出口数据

Extracted on 2023/10/07 03:40:22

[Back to TOC](#)

PRODUCT	REPORTER	FLOW	PERIOD	PARTNER/INDICATORS	VALUE IN EUROS - VALUE IN EUROS	QUANTITY IN 100KG - QUANTITY IN 100KG
11081300 Potato starch	EU27_2020 European	1 IMPORT	201952 Jan.-Dec. 2019	EU27_2020 EXTRA Extra-EU27 (= 'WORLD')	3,978,390	90,391.60
11081300 Potato starch	EU27_2020 European	1 IMPORT	202052 Jan.-Dec. 2020	EU27_2020 EXTRA Extra-EU27 (= 'WORLD')	3,439,676	85,705.20
11081300 Potato starch	EU27_2020 European	1 IMPORT	202152 Jan.-Dec. 2021	EU27_2020 EXTRA Extra-EU27 (= 'WORLD')	2,419,281	80,861.33
11081300 Potato starch	EU27_2020 European	1 IMPORT	202252 Jan.-Dec. 2022	EU27_2020 EXTRA Extra-EU27 (= 'WORLD')	6,321,057	105,127.75
11081300 Potato starch	EU27_2020 European	2 EXPORT	201952 Jan.-Dec. 2019	EU27_2020 EXTRA Extra-EU27 (= 'WORLD')	213,847,145	2,711,102.40
11081300 Potato starch	EU27_2020 European	2 EXPORT	202052 Jan.-Dec. 2020	EU27_2020 EXTRA Extra-EU27 (= 'WORLD')	204,888,197	3,035,572.94
11081300 Potato starch	EU27_2020 European	2 EXPORT	202152 Jan.-Dec. 2021	EU27_2020 EXTRA Extra-EU27 (= 'WORLD')	236,471,768	4,124,662.57
11081300 Potato starch	EU27_2020 European	2 EXPORT	202252 Jan.-Dec. 2022	EU27_2020 EXTRA Extra-EU27 (= 'WORLD')	274,060,464	3,555,746.20

2023年上半年欧盟马铃薯淀粉进出口数据

Extracted on 2023/10/07 03:40:22

[Back to TOC](#)

PRODUCT	REPORTER	FLOW	PERIOD	PARTNER/INDICATORS	VALUE IN EUROS - VALUE IN EUROS	QUANTITY IN 100KG - QUANTITY IN 100KG
11081300 Potato starch	EU27_2020 European	1 IMPORT	202301 Jan. 2023	EU27_2020 EXTRA Extra-EU27 (= 'WORLD')	1,159,869	15,997
11081300 Potato starch	EU27_2020 European	1 IMPORT	202302 Feb. 2023	EU27_2020 EXTRA Extra-EU27 (= 'WORLD')	690,419	7,937
11081300 Potato starch	EU27_2020 European	1 IMPORT	202303 Mar. 2023	EU27_2020 EXTRA Extra-EU27 (= 'WORLD')	991,159	12,411
11081300 Potato starch	EU27_2020 European	1 IMPORT	202304 Apr. 2023	EU27_2020 EXTRA Extra-EU27 (= 'WORLD')	421,536	5,174
11081300 Potato starch	EU27_2020 European	1 IMPORT	202305 May. 2023	EU27_2020 EXTRA Extra-EU27 (= 'WORLD')	959,194	10,248
11081300 Potato starch	EU27_2020 European	1 IMPORT	202306 Jun. 2023	EU27_2020 EXTRA Extra-EU27 (= 'WORLD')	766,022	8,992
11081300 Potato starch	EU27_2020 European	2 EXPORT	202301 Jan. 2023	EU27_2020 EXTRA Extra-EU27 (= 'WORLD')	31,315,090	323,440
11081300 Potato starch	EU27_2020 European	2 EXPORT	202302 Feb. 2023	EU27_2020 EXTRA Extra-EU27 (= 'WORLD')	26,350,187	254,424
11081300 Potato starch	EU27_2020 European	2 EXPORT	202303 Mar. 2023	EU27_2020 EXTRA Extra-EU27 (= 'WORLD')	35,593,491	335,526
11081300 Potato starch	EU27_2020 European	2 EXPORT	202304 Apr. 2023	EU27_2020 EXTRA Extra-EU27 (= 'WORLD')	31,468,769	300,257
11081300 Potato starch	EU27_2020 European	2 EXPORT	202305 May. 2023	EU27_2020 EXTRA Extra-EU27 (= 'WORLD')	36,466,829	353,240
11081300 Potato starch	EU27_2020 European	2 EXPORT	202306 Jun. 2023	EU27_2020 EXTRA Extra-EU27 (= 'WORLD')	37,905,505	375,604

上半年进口数量合计  
上半年出口数量合计

60,759  
1,942,490.3

2019年至2023年上半年年欧盟马铃薯淀粉对中国出口数据

Extracted on 2023/10/07 03:40:22

[Back to TOC](#)

PRODUCT	REPORTER	FLOW	PERIOD	PARTNER/INDICATORS	VALUE IN EUROS - VALUE IN EUROS	QUANTITY IN 100KG - QUANTITY IN 100KG
11081300 Potato starch	EU27_2020 European	2 EXPORT	201952 Jan.-Dec. 2019	CN China	4,030,517	55,044
11081300 Potato starch	EU27_2020 European	2 EXPORT	202052 Jan.-Dec. 2020	CN China	4,614,368	73,709
11081300 Potato starch	EU27_2020 European	2 EXPORT	202152 Jan.-Dec. 2021	CN China	10,929,825	192,405
11081300 Potato starch	EU27_2020 European	2 EXPORT	202252 Jan.-Dec. 2022	CN China	13,758,145	190,149
11081300 Potato starch	EU27_2020 European	2 EXPORT	202301 Jan. 2023	CN China	1,148,593	12,080
11081300 Potato starch	EU27_2020 European	2 EXPORT	202302 Feb. 2023	CN China	755,865	7,780
11081300 Potato starch	EU27_2020 European	2 EXPORT	202303 Mar. 2023	CN China	1,108,557	11,100
11081300 Potato starch	EU27_2020 European	2 EXPORT	202304 Apr. 2023	CN China	1,940,327	18,930
11081300 Potato starch	EU27_2020 European	2 EXPORT	202305 May. 2023	CN China	1,915,559	20,728
11081300 Potato starch	EU27_2020 European	2 EXPORT	202306 Jun. 2023	CN China	2,212,407	23,750

上半年出口数量合计

94,368

**附件六：中华人民共和国进出口税则，2019—2023 年版**

# 中华人民共和国 海关进出口税则

十三位编码·监管条件·申报目录·出口退税·政策法规·海关代征税一览表

2019年中英文对照版

中华人民共和国海关进出口税则 编委会 编

Customs Import and Export Tariff  
of the People's Republic of China

Decade Coding of HS, Customs Control Conditions, Declares Contents,  
Export Drawback, Regulations, Detailed Customs Duties Levied on Commission Basis

Compiled by the Editorial Department of the Customs  
Import and Export Tariff of the People's Republic of China



“易通网”为购买本书的用户提供价值3600元一年期(2019)

## 免费增值服务

1. 提供税号定制服务。定制的税号一年内编码、品名、税率、监管条件、反倾销补贴等信息发生变化，实时通过微信及时推送——关注易网通微信公众号，绑定用户即可实现。（详见第二页关于增值服务的说明）
2. 易网通实时更新《税则》的内容，并提供舱单、报关单状态、知识产权备案信息实时查询服务。
3. 易网通提供归类服务：（1）海量归类经验数据查询，（2）归类专家在线咨询服务。

无此标者或无法正警徽使用者均为盗版图书  
盗版举报电话：010-5139 3386 必有重赏



经济日报出版社



税则号列	货品名称(CIQ扩展编码及品名-T2表示见附表2)	最惠 (%)	暂定 税率	普通 税率	增值/ 消费	出口 退税	计量 单位	监管 条件	检验 检疫	特殊 证件
1106.1000	-用税目07.13的干豆制成的(999)	10		30	16/	16	千克	AB	PRQS	
1106.2000	-用税目07.14的西谷茎髓及植物根茎、块茎制成的(999)	20		50	16/	16	千克	AB	PRQS	
1106.3000	-用第八章的产品制成的(999其他籽仁为皮或衣等包被的籽实,998其他籽仁为坚硬外壳包被的籽实)	20		80	16/	10,16	千克	AB	PRQS	
11.07	麦芽,不论是否焙制:									
1107.1000	-未焙制(101食用,102药用未焙制麦芽)	10		50	16/	16	千克	AB	PRQS	
1107.2000	-已焙制(101食用,102食用其他粮食加工产品,103药用已焙制麦芽,104其他粮食制品)	10		50	16/	16	千克	AB	PRQS	
11.08	淀粉;菊粉:									
1108.1100	-淀粉:									
1108.1100	--小麦淀粉(999)	20		50	16/	0	千克	AB	PRQS	
1108.1200	--玉米淀粉(999食用,101饲用,102工业用)	20		50	16/	10,13	千克	AB	PRQS	
1108.1300	--马铃薯淀粉(999)	15		50	16/	16	千克	AB	PRQS	
1108.1400	--木薯淀粉(999)	10		50	16/	16	千克	AB	PRQS	
1108.1900	--其他(101其他粮食加工产品,102其他粮食制品,103其他淀粉制品,104淀粉)	20		50	16/	16	千克	AB	PRQ	
1108.2000	-菊粉(999)	20		50	16/	16	千克	AB	PRQS	
11.09	面筋,不论是否干制:									
1109.0000	面筋,不论是否干制(101面筋,102其他粮食制品)	18		80	16/	16	千克	AB	PRQS	

亚大 5国	协定税率 %								特惠税率 %			Article Description
	东/ 冰/格	巴基 期坦	韩国	瑞士	哥达	秘鲁	澳大 利亚	新西 坡/智	港/ 澳/台	亚太 2国	老/ 东/缅	
												Flour, meal and powder of the dried leguminous vegetables of heading No. 07. 13, of sago or of roots or tubers of heading No. 07. 14; or of the products of Chapter 8:
	0/0/0		5	0	0	0	0	0/0/0	0/0/	/0/	0/0/0	-Of the dried leguminous vegetables of heading No. 07. 13
	0/0/0		13.3	8	0	0	0	0/0/0	0/0/	0/0/0	0/0/0	-Of sago or of roots or tubers of heading No. 07. 14
10	0/0/0	10	13.3	8	0	0	0	0/0/0	0/0/		0/0/	-Of the products of Chapter 8
												<b>Malt, whether or not roasted:</b>
	0/0/0	5	5	0	0	0	0	0/0/0	0/0/		0/0/	-Not roasted
	0/0/0	5	5	0	0	0	0	0/0/0	0/0/		0/0/	-Roasted
												<b>Starches; inulin:</b>
												-Starches:
	0/0/		13.3	8	0	0	0	0/0/0	0/0/		0/0/	--Wheat starch
	0/0/		13.3	8	0	0	0	0/0/0	0/0/		0/0/	--Maize (corn) starch
	0/0/	12	7.5	6	0	0	0	0/0/0	0/0/		0/0/	--Potato starch
	0/0/	5	5	0	0	0	0	0/0/0	0/0/		0/0/0	--Manioc (cassava) starch
	0/0/		13.3	8	0	0	0	0/0/0	0/0/		0/0/	--Other starches
	0/0/0		10	8	0	0	0	0/0/0	0/0/		0/0/	-Inulin
												<b>Wheat gluten, whether or not dried:</b>
	0/0/0	14.4	12	7.2	0	0	0	0/0/0	0/0/		0/0/	Wheat gluten, whether or not dried

# 中华人民共和国 海关进出口税则

十三位编码·监管条件·申报目录·出口退税·海关代征税一览表

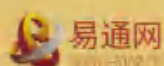
2020年中英文对照版

中华人民共和国海关进出口税则 编委会 编

Customs Import and Export Tariff  
of the People's Republic of China

Decade Coding of HS, Customs Control Conditions, Declares Contents,  
Export Drawback, Detailed Customs Duties Levied on Commission Basis

Compiled by the Editorial Department of the Customs  
Import and Export Tariff of the People's Republic of China




易通网 微信公众号为读者提供价值3600元一年期 (2020)

## 免费增值服务

- ① 最新税则电子版
- ② 税则变动信息推送
- ③ 归类、关务等课程
- ④ 税率监管条件手机查询
- ⑤ 关务疑难问答服务
- ⑥ 税则工具书查询使用课

扫码获取增值服务



账户 10147724

密码 346007

关注“易通网”——畅享各种海关数据

经济日报出版社

税则号列	货品名称(CIQ 扩展编码及品名-T2 表示见附表 2)	最惠 (%)税率	暂定 税率	普通 消费	增值/ 出口 退税	计量 单位	监管 条件	检验 检疫	特殊证件 对美关税
11.06	用税目 07.13 的干豆或税目 07.14 的西谷茎髓及植物根茎、块茎制成的细粉、粗粉及粉末;用第八章的产品制成的细粉、粗粉及粉末:								
1106.1000	-用税目 07.13 的干豆制成的[999]	10		30	13/ 13	千克	AB	PRQS	/25
1106.2000	-用税目 07.14 的西谷茎髓及植物根茎、块茎制成的[999]	20		50	13/ 13	千克	AB	PRQS	/30
1106.3000	-用第八章的产品制成的[999 其他籽仁为皮或衣等包被的籽实, 998 其他籽仁为坚硬外壳包被的籽实]	20		80	13/ 9.13	千克	AB	PRQS	/45
11.07	麦芽,不论是否焙制:								
1107.1000	-未焙制[101 食用,102 药用未焙制麦芽]	10		50	13/ 13	千克	AB	PRQS	/35
1107.2000	-已焙制[101 食用,102 食用其他粮食加工产品,103 药用已焙制麦芽,104 其他粮食制品]	10		50	13/ 13	千克	AB	PRQS	/35
11.08	淀粉;菊粉:								
	-淀粉:								
1108.1100	--小麦淀粉[999]	20		50	13/ 0	千克	AB	PRQS	/30
1108.1200	--玉米淀粉[101 饲用,102 工业用,103 食用]	20		50	13/ 9.13	千克	AB	PRQS	/30
1108.1300	--马铃薯淀粉[999]	15		50	13/ 13	千克	AB	PRQS	/40
1108.1400	--木薯淀粉[999]	10		50	13/ 13	千克	AB	PRQS	/35
1108.1900	-其他[101 其他粮食加工产品,102 其他粮食制品,103 其他淀粉制品,104 淀粉]	20		50	13/ 13	千克	AB	PRQ	/45
1108.2000	-菊粉[999]	20		50	13/ 13	千克	AB	PRQS	/30
11.09	面筋,不论是否干制:								
1109.0000	面筋,不论是否干制[101 面筋,102 其他粮食制品]	18		80	13/ 13	千克	AB	PRQS	/43

亚太 5 国	协定税率 %								特惠税率 %			Article Description	
	东/ 冰/格	巴基 斯坦	韩国	瑞士	哥达	秘鲁	澳大 利亚	新西 坡/智	港/ 澳/台	亚太 2 国	老/ 柬/緬		36/ 3/1
													Flour, meal and powder of the dried leguminous vegetables of heading No. 07.13, of sago or of roots or tubers of heading No. 07.14; or of the products of Chapter 8:
	0/0/0		4	0	0	0	0	0/0/0	0/0/	/0/	0/0/0		-Of the dried leguminous vegetables of heading No. 07.13
	0/0/0		12	6	0	0	0	0/0/0	0/0/	0/0/0	0/0/0		-Of sago or of roots or tubers of heading No. 07.14
10	0/0/0	10	12	6	0	0	0	0/0/0	0/0/		0/0/		-Of the products of Chapter 8
													Malt, whether or not roasted:
	0/0/0	4.5	4	0	0	0	0	0/0/0	0/0/		0/0/		-Not roasted
	0/0/0	4.5	4	0	0	0	0	0/0/0	0/0/		0/0/		-Roasted
													Starches; inulin:
													-Starches:
	0/0/		12	6	0	0	0	0/0/0	0/0/		0/0/		--Wheat starch
	0/0/		12	6	0	0	0	0/0/0	0/0/		0/0/		--Maize (corn) starch
	0/0/	12	6	4.5	0	0	0	0/0/0	0/0/		0/0/		--Potato starch
	0/0/	5	4	0	0	0	0	0/0/0	0/0/		0/0/0		--Manioc (cassava) starch
	0/0/		12	6	0	0	0	0/0/0	0/0/		0/0/		--Other starches
	0/0/0		8	6	0	0	0	0/0/0	0/0/		0/0/		-Inulin
													Wheat gluten, whether or not dried:
	0/0/0	14.4	10.8	5.4	0	0	0	0/0/0	0/0/		0/0/		Wheat gluten, whether or not dried

# 中华人民共和国 海关进出口税则

十三位编码·监管条件·申报目录·出口退税·海关代征税一览表

2021年中英文对照版

中华人民共和国海关进出口税则 编委会 编

Customs Import and Export Tariff  
of the People's Republic of China

Decade Coding of HS, Customs Control Conditions, Declares Contents,  
Export Drawback, Detailed Customs Duties Levied on Commission Basis

Compiled by the Editorial Department of the Customs  
Import and Export Tariff of the People's Republic of China



易通网  
www.yitong.com

微信公众号为读者提供价值3600元一年期 (2021)

## 免费增值服务

- ① 最新税则电子版
- ② 税则变动信息推送
- ③ 归类、关务等课程
- ④ 税率监管条件手机查询
- ⑤ 关务疑难问答服务
- ⑥ 税则工具书查询使用课

扫码获取增值服务



账户

密码

关注“易通网”一键查询各种海关数据



经济日报出版社

税则号列	货品名称(CIQ扩展编码及品名-T2表示见附表2)	最惠 (%)	暂定 税率	普通 税率	增值 消费	出口 退税	计量 单位	监管 条件/ 特殊证件	检验 检疫	对美 关税	
											1106.3000
11.07	麦芽,不论是否焙制:										
1107.1000	-未焙制[101食用,102药用未焙制麦芽]	10		50	13/	13	千克	AB/	PRQS	35	
1107.2000	-已焙制[101食用,102食用其他粮食加工产品,103药用已焙制麦芽,104其他粮食制品]	10		50	13/	13	千克	AB/	PRQS	35	
11.08	淀粉;菊粉:										
	-淀粉:										
1108.1100	--小麦淀粉[999]	20		50	13/	0	千克	AB/	PRQS	25	
1108.1200	--玉米淀粉[101饲用,102工业用,999;食用]	20		50	13/	9.13	千克	AB/	PRQS	30	
1108.1300	--马铃薯淀粉[999]	15		50	13/	13	千克	AB/	PRQS	40	
1108.1400	--木薯淀粉[999]	10		50	13/	13	千克	AB/	PRQS	35	
1108.1900	-其他[101其他粮食加工产品不包括马铃薯及木薯淀粉(其他粮食加工产品),102其他粮食制品,103其他淀粉制品,104淀粉]	20		50	13/	13	千克	AB/	PRQ	45	
1108.2000	-菊粉[999]	20		50	13/	13	千克	AB/	PRQS	25	
11.09	面筋,不论是否干制:										
1109.0000	面筋,不论是否干制[101面筋,102其他粮食制品]	18		80	13/	13	千克	AB/	PRQS	43	

亚太 6国	协定税率 %									特惠税率 %			Article Description
	东/ 冰/格	巴基 斯坦	韩国	瑞士	哥达	秘鲁	澳 /毛	新西/ 坡/智	中国 港/ 澳/台	亚太 2国	老/ 柬/緬	36/ 3/1	
10	0/0/0	10	10.6	4	0	0	0/0	0/0/0	0/0/			0/0/	-Of the products of Chapter 8
	0/0/0	4	3	0	0	0	0/0	0/0/0	0/0/			0/0/	Malt, whether or not roasted;
	0/0/0	4	3	0	0	0	0/0	0/0/0	0/0/			0/0/	-Not roasted
												0/0/	-Roasted
												0/0/	Starches; inulin;
			10.6	4	0	0	0/0	0/0/0	0/0/			0/0/	-Starches;
			10.6	4	0	0	0/0	0/0/0	0/0/			0/0/	--Wheat starch
			12	4.5	3	0	0/0	0/0/0	0/0/			0/0/	--Maize (corn) starch
			5	3	0	0	0/0	0/0/0	0/0/			0/0/0	--Potato starch
			10.6	4	0	0	0/0	0/0/0	0/0/			0/0/0	--Maniöc (cassava) starch
												0/0/	--Other starches
				6	4	0	0/0	0/0/0	0/0/			0/0/	-Inulin
												0/0/	Wheat gluten, whether or not dried;
			14.4	9.6	3.6	0	0/0	0/0/0	0/0/			0/0/	Wheat gluten, whether or not dried

# 中华人民共和国 海关进出口税则

十三位编码·监管条件·申报目录·出口退税·海关代征税一览表

2022年中英文对照版

中华人民共和国海关进出口税则 编委会 编

Customs Import and Export Tariff  
of the People's Republic of China

## 增值服务一



### 三个月免费增值服务!

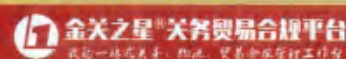
仅限本书用户

- ① 实时更新各档税率、RCEP、退税、监管条件、申报要素、CIQ、3C、特殊监管等。
- ② 实时更新全部报检单证查询(危化品、3C、旧机电、装运前检验等)。
- ③ 批量导出与编码对应的全部监管信息,以及定制推送监管、税率信息更新提醒。
- ④ 支持名称、重点要素多维检索的归类查询(2400万归类先例、品目注释、子目注释、归类决定、归类裁定等数据)。
- ⑤ 归类大数据归类校验:输入税号及品名,自动校验分析。
- ⑥ 重点监管信息的法规溯源,以及法律法规库、行政处罚案例库、外贸知识库、通关流转状态、舱单通关状态、知识产权备案、3C描述界定等查询。



关注“易通网”  
一键查询各种海关数据

## 增值服务二



### 为读者提供价值9800元一年期(2022)

#### 免费增值服务(任意两项)

- ① AEO 关务系统基础版免费使用一年。
- ② 单一窗口报关单、税单下载订阅。
- ③ 国际物流状态可视化查询(按集装箱/提单)。
- ④ 自动制单(报关单、合同、发票、箱单)。
- ⑤ 一键加贸平衡计算和核销。
- ⑥ “啄木鸟”一键关务体检(200+风险模型)。
- ⑦ 出口管制黑名单筛查。



关注“金关之星”  
承包您一生的快乐关务生活!

微信扫码获取增值服务



扫码获取增值服务  
或登录www.51aen.com获取

经济日报出版社

税则号列	货品名称(CIQ扩展编码及品名-T2表示见附表2)	最惠 (%)	暂定 税率	普通 税率	增值/ 消费	出口 退税	计量 单位	监管 条件/ 特殊证件	检验 检疫	对美 关税	亚太 上/下
1106.3000	-用第八章的产品制成的(101;其他籽仁为坚硬外壳包被的籽实提取(晒干的除外)、压榨、烹制、烘焙、冻干、脱水、裹糖屑、发酵、冷冻(经漂汤和杀青,并在-18度以下冷冻)、浸酸、腌渍、炒制等工艺进行加工处理的);102;其他籽仁为皮或衣等包的籽实提取(晒干的除外)、压榨、烹制、烘焙、冻干、脱水、裹糖屑、发酵、冷冻(经漂汤和杀青,并在-19度以下冷冻)、浸酸、腌渍、炒制等工艺进行加工处理的);103;其他籽仁为坚硬外壳包被的籽实(扁桃仁粉)其他工艺;104;其他籽仁为坚硬外壳包被的籽实(椰子粉、椰壳粉、椰浆粉)其他工艺;105;其他籽仁为坚硬外壳包被的籽实(杏仁粉)其他工艺;106;其他籽仁为坚硬外壳包被的籽实(巴旦杏粉)其他工艺;107;其他籽仁为坚硬外壳包被的籽实(榴莲粉)其他工艺;108;其他籽仁为坚硬外壳包被的籽实(榛子粉)其他工艺;109;其他籽仁为坚硬外壳包被的籽实(罗望子粉)其他工艺;110;其他籽仁为皮或衣等包被的籽实(蓝莓粉)其他工艺;111;其他籽仁为皮或衣等包被的籽实(香蕉粉)(其他工艺);112;其他籽仁为皮或衣等包被的籽实(樱桃粉)(其他工艺);113;其他籽仁为皮或衣等包被的籽实(阿萨伊果粉)(其他工艺);114;其他籽仁为皮或衣等包被的籽实(竹芋果粉)(其他工艺);115;其他籽仁为皮或衣等包被的籽实(蔓越莓粉)(其他工艺);116;其他籽仁为皮或衣等包被的籽实(柠檬粉、柠檬皮粉)(其他工艺);117;其他籽仁为皮或衣等包被的籽实(柑橘粉、桔子粉)(其他工艺);118;其他籽仁为皮或衣等包被的籽实(梅粉)(其他工艺);998;其他籽仁为坚硬外壳包被的籽实(其他工艺);999;其他籽仁为皮或衣等包被的籽实(其他工艺)	20		80	13/	9.13	千克	AB/	PRQS	45	10/10
11.07	麦芽,不论是否焙制:										
1107.1000	-未焙制(101食用,102药用未焙制麦芽)	10		50	13/	13	千克	AB/	PRQS	35	
1107.2000	-已焙制(101食用,102食用其他粮食加工产品,103药用已焙制麦芽,104其他粮食制品)	10		50	13/	13	千克	AB/	PRQS	35	
11.08	淀粉;菊粉:										
	-淀粉:										
1108.1100	-小麦淀粉(999)	20		50	13/	0	千克	AB/	PRQS	25	
1108.1200	-玉米淀粉(101饲用,102工业用,999:食用)	20		50	13/	9.13	千克	AB/	PRQS	30	
1108.1300	-马铃薯淀粉(999)	15		50	13/	13	千克	AB/	PRQS	40	
1108.1400	-木薯淀粉(999)	10		50	13/	13	千克	AB/	PRQS	35	
1108.1900	-其他(101其他粮食加工产品不包括马铃薯及木薯淀粉(其他粮食加工产品),102其他粮食制品,103其他淀粉制品,104淀粉)	20		50	13/	13	千克	AB/	PRQ	45	
1108.2000	-菊粉(999)	20		50	13/	13	千克	AB/	PRQS	25	
11.09	面筋,不论是否干制:										
1109.0000	面筋,不论是否干制(101面筋,102其他粮食制品)	18		80	13/	13	千克	AB/	PRQS	43	

东/冰/格/水	巴/斯/坦	韩国	协定税率 %						RCEP		特惠税率 %			Article Description
			瑞/士/上/下	哥/伦/东	澳/毛	新/西/加/智	中/国/海/关/台	东/澳	日/新	亚/太/2/国	老/东/97/95	98/95		
0/0/0	10	9.3	2/2	0/0/0	0/0	0/0/0	0/0/0	18.7/19	18.8/19		0/0/0		-Of the products of Chapter 8	
0/0/0	3.5	2	0/0	0/0/0	0/0	0/0/0	0/0/0	0/0	9.1/0		0/0/0		Malt, whether or not roasted;	
0/0/0	3.5	2	0/0	0/0/0	0/0	0/0/0	0/0/0	0/0	9.1/0		0/0/0		-Not roasted	
													-Roasted	
0/0/0		9.3	2/2	0/0/0	0/0	0/0/0	0/0/0	18/18	18.8/18		0/0/0		Starches; inulin;	
0/0/0		9.3	2/2	0/0/0	0/0	0/0/0	0/0/0	18/18	18.8/18		0/0/0		-Starches;	
0/0/0	12	3	1.5/1.5	0/0/0	0/0	0/0/0	0/0/0	0/0	13.6/0		0/0/0		--Wheat starch	
0/0/0	5	2	0/0	0/0/0	0/0	0/0/0	0/0/0	0/0	9.1/0		0/0/0		--Maize (corn) starch	
0/0/0	9.3	2/2	0/0/0	0/0	0/0/0	0/0/0	0/0/0	18/18	18.8/18		0/0/0		--Potato starch	
													--Manioc (cassava) starch	
													--Other starches	
0/0/0		4	2/2	0/0/0	0/0	0/0/0	0/0/0	0/0	18.2/0		0/0/0		-Inulin	
0/0/0	14.4	8.4	1.8/1.8	0/0/0	0/0	0/0/0	0/0/0	16.2/16.2	16.9/16.2		0/0/0		Wheat gluten, whether or not dried;	
													Wheat gluten, whether or not dried	

# 中华人民共和国 海关进出口税则

十三位编码·监管条件·申报目录·出口退税·海关代征税一览表

2023年中英文对照版

中华人民共和国海关进出口税则 编委会 编

Customs Import and Export Tariff  
of the People's Republic of China

购买本书即可免费享受易通网增值服务:



- ① 打开微信,扫右侧二维码,关注“易通网”公众号。用其中账号和密码登录,即可享受增值服务(期限为一年内)。
- ② 一年期限内,可以便捷查询税则纸书信息,包括最惠国、暂定、普通、增值、消费、出口退税;对美关税、反倾销、反补贴、协定、特惠税率;监管条件、检验检疫类别、3C、能效标识、危险化学品目录,等等。
- ③ 如遇税则内容发生变更,可获得变更内容及变更日期提醒。
- ④ 可按需定制常用税号,当该税号项下税则信息发生变化,可获得邮件、微信等实时提醒。
- ⑤ “易通网”公众号中,通过“税则使用教程”栏目视频讲解,更好地使用税则图书及相关增值服务。

扫码获取增值服务



关注“易通网”  
一键查询各种海关数据

经济日报出版社



税则号列	货品名称(CIQ扩展编码及品名-T2表示见附表2)	最惠 (%)税率	暂定 税率	普通 税率	增值 消费	出口 退税	计量 单位	监管 条件/ 特殊证税	检验 检疫	对美 关税	亚太 上/下
1106.3000	-用第八章的产品制成的【水果及坚果的细粉、粗粉及粉末(仅包括第八章所列货品的粉)】(101 其他籽仁为坚硬外壳包被的籽实提取(晒干的除外)、压榨、烹制、烘焙、冻干、脱水、裹糖屑、发酵、冷冻(经漂汤和杀青,并在-18度以下冷冻)、浸酸、腌渍、炒制等工艺进行加工处理的),102 其他籽仁为皮或衣等包的籽实提取(晒干的除外)、压榨、烹制、烘焙、冻干、脱水、裹糖屑、发酵、冷冻(经漂汤和杀青,并在-19度以下冷冻)、浸酸、腌渍、炒制等工艺进行加工处理的),103 其他籽仁为坚硬外壳包被的籽实(扁桃仁粉)其他工艺,104 其他籽仁为坚硬外壳包被的籽实(椰子粉、椰壳粉、椰浆粉)其他工艺,105 其他籽仁为坚硬外壳包被的籽实(杏仁粉)其他工艺,106 其他籽仁为坚硬外壳包被的籽实(巴旦杏粉)其他工艺,107 其他籽仁为坚硬外壳包被的籽实(榴莲粉)其他工艺,108 其他籽仁为坚硬外壳包被的籽实(榛子粉)其他工艺,109 其他籽仁为坚硬外壳包被的籽实(罗望子粉)其他工艺,110 其他籽仁为皮或衣等包被的籽实(蓝莓粉)其他工艺,111 其他籽仁为皮或衣等包被的籽实(香蕉粉)其他工艺,112 其他籽仁为皮或衣等包被的籽实(樱桃粉)其他工艺,113 其他籽仁为皮或衣等包被的籽实(阿萨伊果粉)其他工艺,114 其他籽仁为皮或衣等包被的籽实(竹芋果粉)其他工艺,115 其他籽仁为皮或衣等包被的籽实(蔓越莓粉)其他工艺,116 其他籽仁为皮或衣等包被的籽实(柠檬粉、柠檬皮粉)其他工艺,117 其他籽仁为皮或衣等包被的籽实(柑橘粉、桔子粉)其他工艺,118 其他籽仁为皮或衣等包被的籽实(梅粉)其他工艺,998 其他籽仁为坚硬外壳包被的籽实其他工艺,999 其他籽仁为皮或衣等包被的籽实其他工艺]	20		80	13/	9.13	千克	AB/	PRQS	45	10/10
11.07	麦芽,不论是否焙制:										
1107.1000	-未焙制【未焙制麦芽】(101 食用,102 药用未焙制麦芽)	10		50	13/	13	千克	AB/	PRQS	35	/
1107.2000	-已焙制【已焙制麦芽】(101 食用,102 食用其他粮食加工产品,103 药用已焙制麦芽,104 其他粮食制品)	10		50	13/	13	千克	AB/	PRQS	35	/
11.08	淀粉;菊粉:										
	-淀粉:										
1108.1100	-小麦淀粉【小麦淀粉】(999)	20		50	13/	0	千克	AB/	PRQS	25	/
1108.1200	-玉米淀粉【玉米淀粉】(101 饲用,102 工业用,999 食用)	20		50	13/	9.13	千克	AB/	PRQS	30	/
1108.1300	-马铃薯淀粉【马铃薯淀粉】(999)	15		50	13/	13	千克	AB/9	PRQS	40	/
1108.1400	-木薯淀粉【木薯淀粉】(999)	10		50	13/	13	千克	AB/	PRQS	35	/
1108.1900	-其他【其他淀粉】(101 其他粮食加工产品不包括马铃薯及木薯淀粉(其他粮食加工产品),102 其他粮食制品,103 其他淀粉制品,104 淀粉)	20		50	13/	13	千克	AB/	PRQ	45	/
1108.2000	-菊粉【菊粉】(999)	20		50	13/	13	千克	AB/	PRQS	25	/
11.09	面筋,不论是否干制:										
1109.0000	面筋,不论是否干制【面筋(不论是否干制)】(101 面筋,102 其他粮食制品)	18		80	13/	13	千克	AB/	PRQS	43	/

协定税率 %										RCEP		特惠税率 %			Article Description
东/冰/格/斯/丹	巴/基/斯/坦	韩/国	瑞/士/上/下	哥/秘/东	澳/毛	新/西/加/拿/大	中/国/香/港/澳/台	东/盟/及/马/来/亚/澳/韩	日/新	亚/太/2/国	老/挝/97/95	98/95			
0/0/0	10	8	0/0	0/0/0	0/0	0/0/0	0/0/0	17.3/18/17.3	17.5/18			0/0/0	-Of the products of Chapter 8		
0/0/0	3	1	0/0	0/0/0	0/0	0/0/0	0/0/0	0/0/8	8.2/0			0/0/0	Malt, whether or not roasted: -Not roasted		
0/0/0	3	1	0/0	0/0/0	0/0	0/0/0	0/0/0	0/0/8	8.2/0			0/0/0	-Roasted		
0/0/0		8	0/0	0/0/0	0/0	0/0/0	0/0/0	16/16/16	17.5/16			0/0/0	Starches; inulin: -Starches: --Wheat starch		
0/0/0		8	0/0	0/0/0	0/0	0/0/0	0/0/0	16/16/16	17.5/16			0/0/0	--Maize (corn) starch		
0/0/0	12	1.5	0/0	0/0/0	0/0	0/0/0	0/0/0	0/0/12	12.3/0			0/0/0	--Potato starch		
0/0/0	5	1	0/0	0/0/0	0/0	0/0/0	0/0/0	0/0/8	8.2/0			0/0/0	--Manioc (cassava) starch		
0/0/0		8	0/0	0/0/0	0/0	0/0/0	0/0/0	16/16/16	17.5/16			0/0/0	--Other starches		
0/0/0		2	0/0	0/0/0	0/0	0/0/0	0/0/0	0/0/16	16.4/0			0/0/0	-Inulin		
0/0/0	14.4	7.2	0/0	0/0/0	0/0	0/0/0	0/0/0	14.4/14.4/14.4	15.8/14.4			0/0/0	Wheat gluten, whether or not dried: Wheat gluten, whether or not dried		

**附件七：中华人民共和国海关总署马铃薯淀粉进口数据统计**

## 中华人民共和国海关总署马铃薯淀粉进口数据统计

单位：吨、美元、美元/吨

期间	国别	进口数量	进口金额	进口价格
2019 年	中国总进口	30,930	31,444,477	1,017
	<b>欧盟</b>	<b>27,196</b>	<b>27,532,453</b>	<b>1,012</b>
2020 年	中国总进口	44,597	37,393,245	838
	<b>欧盟</b>	<b>37,454</b>	<b>31,290,639</b>	<b>835</b>
2021 年	中国总进口	93,896	66,037,146	703
	<b>欧盟</b>	<b>78,285</b>	<b>57,675,463</b>	<b>737</b>
2022 年	中国总进口	34,575	30,053,088	869
	<b>欧盟</b>	<b>30,755</b>	<b>27,800,337</b>	<b>904</b>
2022 年 1-6 月	中国总进口	15,345	12,031,774	784
	<b>欧盟</b>	<b>11,670</b>	<b>10,152,574</b>	<b>870</b>
2023 年 1-6 月	中国总进口	10,375	11,262,454	1,086
	<b>欧盟</b>	<b>10,234</b>	<b>11,078,414</b>	<b>1,082</b>

相关证据请参见后附的材料。

数据年月	商品编码	商品名称	贸易伙伴编码	贸易伙伴名称	第一数量	第一计量单位	美元	国别地区	数量吨
201903	11081300	马铃薯淀粉	109	朝鲜	275580	千克	137,790	朝鲜	275.58
201904	11081300	马铃薯淀粉	109	朝鲜	480340	千克	240,170	朝鲜	480.34
201905	11081300	马铃薯淀粉	109	朝鲜	360840	千克	180,420	朝鲜	360.84
201906	11081300	马铃薯淀粉	109	朝鲜	136180	千克	68,090	朝鲜	136.18
201907	11081300	马铃薯淀粉	109	朝鲜	69060	千克	34,530	朝鲜	69.06
201911	11081300	马铃薯淀粉	109	朝鲜	207720	千克	103,860	朝鲜	207.72
201912	11081300	马铃薯淀粉	109	朝鲜	553060	千克	276,530	朝鲜	553.06
201910	11081300	马铃薯淀粉	110	香港	48	千克	634	香港	0.048
201911	11081300	马铃薯淀粉	110	香港	248	千克	2,290	香港	0.248
201912	11081300	马铃薯淀粉	110	香港	44	千克	665	香港	0.044
201912	11081300	马铃薯淀粉	112	印度尼西亚	11775	千克	9,562	印度尼西亚	11.775
201901	11081300	马铃薯淀粉	116	日本	8320	千克	56,766	日本	8.32
201902	11081300	马铃薯淀粉	116	日本	7748	千克	29,367	日本	7.748
201903	11081300	马铃薯淀粉	116	日本	12094	千克	33,177	日本	12.094
201904	11081300	马铃薯淀粉	116	日本	6885	千克	25,714	日本	6.885
201905	11081300	马铃薯淀粉	116	日本	2445	千克	6,219	日本	2.445
201906	11081300	马铃薯淀粉	116	日本	3604	千克	18,781	日本	3.604
201907	11081300	马铃薯淀粉	116	日本	7919	千克	56,186	日本	7.919
201908	11081300	马铃薯淀粉	116	日本	9293	千克	49,117	日本	9.293
201909	11081300	马铃薯淀粉	116	日本	26702	千克	81,224	日本	26.702
201910	11081300	马铃薯淀粉	116	日本	2690	千克	8,295	日本	2.69
201911	11081300	马铃薯淀粉	116	日本	9000	千克	25,784	日本	9
201912	11081300	马铃薯淀粉	116	日本	20526	千克	91,432	日本	20.526
201910	11081300	马铃薯淀粉	133	韩国	150	千克	314	韩国	0.15
201906	11081300	马铃薯淀粉	141	越南	15000	千克	31,896	越南	15
201909	11081300	马铃薯淀粉	141	越南	8000	千克	17,011	越南	8
201910	11081300	马铃薯淀粉	141	越南	1	千克	82	越南	0.001
201901	11081300	马铃薯淀粉	143	台澎金马关税区	1440	千克	2,430	澎金马关税	1.44
201903	11081300	马铃薯淀粉	143	台澎金马关税区	2205	千克	2,566	澎金马关税	2.205
201904	11081300	马铃薯淀粉	143	台澎金马关税区	540	千克	818	澎金马关税	0.54
201905	11081300	马铃薯淀粉	143	台澎金马关税区	2130	千克	3,245	澎金马关税	2.13
201906	11081300	马铃薯淀粉	143	台澎金马关税区	315	千克	320	澎金马关税	0.315
201907	11081300	马铃薯淀粉	143	台澎金马关税区	945	千克	1,621	澎金马关税	0.945
201908	11081300	马铃薯淀粉	143	台澎金马关税区	945	千克	961	澎金马关税	0.945
201909	11081300	马铃薯淀粉	143	台澎金马关税区	2130	千克	3,261	澎金马关税	2.13
201910	11081300	马铃薯淀粉	143	台澎金马关税区	630	千克	1,112	澎金马关税	0.63
201911	11081300	马铃薯淀粉	143	台澎金马关税区	1575	千克	2,503	澎金马关税	1.575
201912	11081300	马铃薯淀粉	143	台澎金马关税区	3240	千克	4,878	澎金马关税	3.24
201901	11081300	马铃薯淀粉	302	丹麦	248750	千克	178,851	欧盟27	248.75
201903	11081300	马铃薯淀粉	302	丹麦	256250	千克	197,318	欧盟27	256.25
201904	11081300	马铃薯淀粉	302	丹麦	1921	千克	2,101	欧盟27	1.921
201905	11081300	马铃薯淀粉	302	丹麦	346752	千克	253,396	欧盟27	346.752
201906	11081300	马铃薯淀粉	302	丹麦	24750	千克	22,275	欧盟27	24.75
201908	11081300	马铃薯淀粉	302	丹麦	24750	千克	22,275	欧盟27	24.75
201909	11081300	马铃薯淀粉	302	丹麦	69920	千克	63,278	欧盟27	69.92
201910	11081300	马铃薯淀粉	302	丹麦	24750	千克	22,275	欧盟27	24.75
201911	11081300	马铃薯淀粉	302	丹麦	24750	千克	22,275	欧盟27	24.75
201912	11081300	马铃薯淀粉	302	丹麦	126000	千克	80,658	欧盟27	126
201901	11081300	马铃薯淀粉	304	德国	916015	千克	919,900	欧盟27	916.015
201902	11081300	马铃薯淀粉	304	德国	195002	千克	170,411	欧盟27	195.002
201903	11081300	马铃薯淀粉	304	德国	115002	千克	145,889	欧盟27	115.002
201904	11081300	马铃薯淀粉	304	德国	8796	千克	11,165	欧盟27	8.796
201905	11081300	马铃薯淀粉	304	德国	215009	千克	196,693	欧盟27	215.009
201906	11081300	马铃薯淀粉	304	德国	556950	千克	525,423	欧盟27	556.95
201907	11081300	马铃薯淀粉	304	德国	659850	千克	665,228	欧盟27	659.85
201908	11081300	马铃薯淀粉	304	德国	232000	千克	236,969	欧盟27	232
201909	11081300	马铃薯淀粉	304	德国	828000	千克	911,978	欧盟27	828

201910	11081300	马铃薯淀粉	304	德国	468004 千克	457,678	欧盟27	468.004
201911	11081300	马铃薯淀粉	304	德国	538260 千克	554,676	欧盟27	538.26
201912	11081300	马铃薯淀粉	304	德国	1316000 千克	1,136,461	欧盟27	1316
201901	11081300	马铃薯淀粉	305	法国	50125 千克	42,191	欧盟27	50.125
201903	11081300	马铃薯淀粉	305	法国	80000 千克	58,600	欧盟27	80
201904	11081300	马铃薯淀粉	305	法国	4500 千克	6,075	欧盟27	4.5
201905	11081300	马铃薯淀粉	305	法国	41000 千克	31,000	欧盟27	41
201907	11081300	马铃薯淀粉	305	法国	37000 千克	25,900	欧盟27	37
201910	11081300	马铃薯淀粉	305	法国	44700 千克	35,320	欧盟27	44.7
201911	11081300	马铃薯淀粉	305	法国	325625 千克	263,376	欧盟27	325.625
201912	11081300	马铃薯淀粉	305	法国	65750 千克	53,113	欧盟27	65.75
201901	11081300	马铃薯淀粉	309	荷兰	1580000 千克	1,558,955	欧盟27	1580
201902	11081300	马铃薯淀粉	309	荷兰	1240000 千克	1,306,800	欧盟27	1240
201903	11081300	马铃薯淀粉	309	荷兰	1040000 千克	1,101,800	欧盟27	1040
201904	11081300	马铃薯淀粉	309	荷兰	2020000 千克	2,180,300	欧盟27	2020
201905	11081300	马铃薯淀粉	309	荷兰	2280000 千克	2,495,300	欧盟27	2280
201906	11081300	马铃薯淀粉	309	荷兰	2357500 千克	2,563,450	欧盟27	2357.5
201907	11081300	马铃薯淀粉	309	荷兰	1800000 千克	1,956,400	欧盟27	1800
201908	11081300	马铃薯淀粉	309	荷兰	660000 千克	721,200	欧盟27	660
201909	11081300	马铃薯淀粉	309	荷兰	637500 千克	668,950	欧盟27	637.5
201910	11081300	马铃薯淀粉	309	荷兰	940000 千克	982,700	欧盟27	940
201911	11081300	马铃薯淀粉	309	荷兰	960000 千克	962,600	欧盟27	960
201912	11081300	马铃薯淀粉	309	荷兰	3180000 千克	3,090,800	欧盟27	3180
201904	11081300	马铃薯淀粉	327	波兰	44000 千克	36,080	欧盟27	44
201905	11081300	马铃薯淀粉	327	波兰	44000 千克	36,080	欧盟27	44
201906	11081300	马铃薯淀粉	327	波兰	52500 千克	55,125	欧盟27	52.5
201907	11081300	马铃薯淀粉	327	波兰	147000 千克	154,350	欧盟27	147
201908	11081300	马铃薯淀粉	327	波兰	147000 千克	154,350	欧盟27	147
201911	11081300	马铃薯淀粉	327	波兰	5 千克	8	欧盟27	0.005
201912	11081300	马铃薯淀粉	327	波兰	220000 千克	193,600	欧盟27	220
201907	11081300	马铃薯淀粉	330	瑞典	175 千克	545	欧盟27	0.175
201910	11081300	马铃薯淀粉	330	瑞典	50 千克	157	欧盟27	0.05
201912	11081300	马铃薯淀粉	330	瑞典	50 千克	155	欧盟27	0.05
201901	11081300	马铃薯淀粉	502	美国	76004 千克	157,396	美国	76.004
201902	11081300	马铃薯淀粉	502	美国	57001 千克	118,046	美国	57.001
201903	11081300	马铃薯淀粉	502	美国	2 千克	26	美国	0.002
201905	11081300	马铃薯淀粉	502	美国	0 千克	3	美国	0
201906	11081300	马铃薯淀粉	502	美国	95000 千克	196,707	美国	95
201907	11081300	马铃薯淀粉	502	美国	152000 千克	314,731	美国	152
201908	11081300	马铃薯淀粉	502	美国	95000 千克	196,707	美国	95
201909	11081300	马铃薯淀粉	502	美国	133002 千克	275,454	美国	133.002
201910	11081300	马铃薯淀粉	502	美国	114000 千克	236,048	美国	114
201911	11081300	马铃薯淀粉	502	美国	151980 千克	314,708	美国	151.98
201912	11081300	马铃薯淀粉	502	美国	76000 千克	157,381	美国	76
201901	11081300	马铃薯淀粉	601	澳大利亚	100000 千克	61,000	澳大利亚	100
201905	11081300	马铃薯淀粉	601	澳大利亚	80000 千克	48,800	澳大利亚	80
201906	11081300	马铃薯淀粉	601	澳大利亚	80000 千克	48,800	澳大利亚	80
201907	11081300	马铃薯淀粉	601	澳大利亚	80000 千克	48,800	澳大利亚	80
201908	11081300	马铃薯淀粉	601	澳大利亚	60000 千克	36,600	澳大利亚	60
201911	11081300	马铃薯淀粉	601	澳大利亚	40000 千克	24,400	澳大利亚	40
201912	11081300	马铃薯淀粉	601	澳大利亚	20000 千克	12,200	澳大利亚	20
201906	11081300	马铃薯淀粉	609	新西兰	36000 千克	25,637	新西兰	36
201912	11081300	马铃薯淀粉	609	新西兰	36000 千克	27,081	新西兰	36
201904	11081300	马铃薯淀粉	701	国(地)别不详	1 千克	42	国(地)别不详	0.001
201905	11081300	马铃薯淀粉	701	国(地)别不详	198 千克	611	国(地)别不详	0.198
201907	11081300	马铃薯淀粉	701	国(地)别不详	960 千克	1,037	国(地)别不详	0.96
201908	11081300	马铃薯淀粉	701	国(地)别不详	12 千克	188	国(地)别不详	0.012

数据年月	商品编码	商品名称	贸易伙伴编码	贸易伙伴名称	第一数量	第一计量单位	美元	国别地区	数量吨
202001	11081300	马铃薯淀粉	110	中国香港	59	千克	712	中国香港	0.059
202002	11081300	马铃薯淀粉	110	中国香港	19	千克	292	中国香港	0.019
202003	11081300	马铃薯淀粉	110	中国香港	62	千克	582	中国香港	0.062
202004	11081300	马铃薯淀粉	110	中国香港	31	千克	272	中国香港	0.031
202001	11081300	马铃薯淀粉	112	印度尼西亚	90000	千克	76,278	印度尼西亚	90
202002	11081300	马铃薯淀粉	112	印度尼西亚	312000	千克	262,240	印度尼西亚	312
202003	11081300	马铃薯淀粉	112	印度尼西亚	138500	千克	110,160	印度尼西亚	138.5
202004	11081300	马铃薯淀粉	112	印度尼西亚	87150	千克	69,996	印度尼西亚	87.15
202005	11081300	马铃薯淀粉	112	印度尼西亚	411500	千克	324,670	印度尼西亚	411.5
202006	11081300	马铃薯淀粉	112	印度尼西亚	299000	千克	234,444	印度尼西亚	299
202007	11081300	马铃薯淀粉	112	印度尼西亚	322000	千克	252,479	印度尼西亚	322
202008	11081300	马铃薯淀粉	112	印度尼西亚	230000	千克	173,595	印度尼西亚	230
202009	11081300	马铃薯淀粉	112	印度尼西亚	299000	千克	225,673	印度尼西亚	299
202010	11081300	马铃薯淀粉	112	印度尼西亚	158500	千克	119,629	印度尼西亚	158.5
202011	11081300	马铃薯淀粉	112	印度尼西亚	299000	千克	242,617	印度尼西亚	299
202012	11081300	马铃薯淀粉	112	印度尼西亚	365500	千克	296,576	印度尼西亚	365.5
202001	11081300	马铃薯淀粉	116	日本	8823	千克	23,710	日本	8.823
202002	11081300	马铃薯淀粉	116	日本	15510	千克	44,557	日本	15.51
202003	11081300	马铃薯淀粉	116	日本	2340	千克	6,459	日本	2.34
202004	11081300	马铃薯淀粉	116	日本	12275	千克	35,460	日本	12.275
202005	11081300	马铃薯淀粉	116	日本	11470	千克	48,358	日本	11.47
202006	11081300	马铃薯淀粉	116	日本	17400	千克	72,595	日本	17.4
202007	11081300	马铃薯淀粉	116	日本	15579	千克	60,279	日本	15.579
202008	11081300	马铃薯淀粉	116	日本	11010	千克	33,075	日本	11.01
202009	11081300	马铃薯淀粉	116	日本	11687	千克	34,098	日本	11.687
202010	11081300	马铃薯淀粉	116	日本	20760	千克	92,365	日本	20.76
202011	11081300	马铃薯淀粉	116	日本	20915	千克	63,335	日本	20.915
202012	11081300	马铃薯淀粉	116	日本	12585	千克	36,625	日本	12.585
202009	11081300	马铃薯淀粉	122	马来西亚	131925	千克	72,559	马来西亚	131.925
202010	11081300	马铃薯淀粉	122	马来西亚	748000	千克	411,400	马来西亚	748
202011	11081300	马铃薯淀粉	122	马来西亚	528000	千克	290,400	马来西亚	528
202012	11081300	马铃薯淀粉	122	马来西亚	880000	千克	480,766	马来西亚	880
202007	11081300	马铃薯淀粉	132	新加坡	2	千克	19	新加坡	0.002
202003	11081300	马铃薯淀粉	133	韩国	120	千克	536	韩国	0.12
202004	11081300	马铃薯淀粉	133	韩国	50	千克	98	韩国	0.05
202006	11081300	马铃薯淀粉	136	泰国	84480	千克	46,464	泰国	84.48
202007	11081300	马铃薯淀粉	136	泰国	84480	千克	46,464	泰国	84.48
202008	11081300	马铃薯淀粉	136	泰国	253440	千克	139,392	泰国	253.44
202001	11081300	马铃薯淀粉	143	中国台湾	2490	千克	3,558	中国台湾	2.49
202002	11081300	马铃薯淀粉	143	中国台湾	1500	千克	2,350	中国台湾	1.5
202003	11081300	马铃薯淀粉	143	中国台湾	315	千克	452	中国台湾	0.315
202004	11081300	马铃薯淀粉	143	中国台湾	315	千克	453	中国台湾	0.315
202006	11081300	马铃薯淀粉	143	中国台湾	1500	千克	2,350	中国台湾	1.5
202007	11081300	马铃薯淀粉	143	中国台湾	1500	千克	2,350	中国台湾	1.5
202008	11081300	马铃薯淀粉	143	中国台湾	945	千克	1,556	中国台湾	0.945
202010	11081300	马铃薯淀粉	143	中国台湾	315	千克	460	中国台湾	0.315
202011	11081300	马铃薯淀粉	143	中国台湾	3987	千克	5,505	中国台湾	3.987
202012	11081300	马铃薯淀粉	143	中国台湾	2835	千克	3,291	中国台湾	2.835
202001	11081300	马铃薯淀粉	302	丹麦	221250	千克	194,925	欧盟27	221.25
202002	11081300	马铃薯淀粉	302	丹麦	183000	千克	163,977	欧盟27	183
202003	11081300	马铃薯淀粉	302	丹麦	168000	千克	139,161	欧盟27	168
202004	11081300	马铃薯淀粉	302	丹麦	400000	千克	304,000	欧盟27	400
202005	11081300	马铃薯淀粉	302	丹麦	299000	千克	237,636	欧盟27	299
202006	11081300	马铃薯淀粉	302	丹麦	434000	千克	361,205	欧盟27	434
202007	11081300	马铃薯淀粉	302	丹麦	25075	千克	20,679	欧盟27	25.075
202008	11081300	马铃薯淀粉	302	丹麦	24750	千克	20,419	欧盟27	24.75
202009	11081300	马铃薯淀粉	302	丹麦	66750	千克	47,969	欧盟27	66.75
202010	11081300	马铃薯淀粉	302	丹麦	42000	千克	27,752	欧盟27	42

202012	11081300	马铃薯淀粉 302	丹麦	137250 千克	109,429	欧盟27	137.25
202001	11081300	马铃薯淀粉 303	英国	100 千克	4,676	英国	0.1
202003	11081300	马铃薯淀粉 303	英国	125 千克	5,930	英国	0.125
202006	11081300	马铃薯淀粉 303	英国	90 千克	4,139	英国	0.09
202007	11081300	马铃薯淀粉 303	英国	35 千克	1,598	英国	0.035
202001	11081300	马铃薯淀粉 304	德国	90000 千克	88,394	欧盟27	90
202002	11081300	马铃薯淀粉 304	德国	453750 千克	398,413	欧盟27	453.75
202003	11081300	马铃薯淀粉 304	德国	899950 千克	717,472	欧盟27	899.95
202004	11081300	马铃薯淀粉 304	德国	343750 千克	278,595	欧盟27	343.75
202005	11081300	马铃薯淀粉 304	德国	1017950 千克	866,889	欧盟27	1017.95
202006	11081300	马铃薯淀粉 304	德国	369000 千克	328,667	欧盟27	369
202007	11081300	马铃薯淀粉 304	德国	393875 千克	324,416	欧盟27	393.875
202008	11081300	马铃薯淀粉 304	德国	934000 千克	794,848	欧盟27	934
202009	11081300	马铃薯淀粉 304	德国	377425 千克	359,194	欧盟27	377.425
202010	11081300	马铃薯淀粉 304	德国	439975 千克	379,031	欧盟27	439.975
202011	11081300	马铃薯淀粉 304	德国	40000 千克	49,200	欧盟27	40
202012	11081300	马铃薯淀粉 304	德国	224250 千克	199,725	欧盟27	224.25
202001	11081300	马铃薯淀粉 305	法国	200 千克	1,040	欧盟27	0.2
202002	11081300	马铃薯淀粉 305	法国	3375 千克	5,738	欧盟27	3.375
202004	11081300	马铃薯淀粉 305	法国	47250 千克	44,888	欧盟27	47.25
202005	11081300	马铃薯淀粉 305	法国	27625 千克	22,498	欧盟27	27.625
202006	11081300	马铃薯淀粉 305	法国	27000 千克	22,276	欧盟27	27
202007	11081300	马铃薯淀粉 305	法国	33850 千克	32,730	欧盟27	33.85
202008	11081300	马铃薯淀粉 305	法国	21375 千克	14,963	欧盟27	21.375
202009	11081300	马铃薯淀粉 305	法国	63750 千克	44,626	欧盟27	63.75
202011	11081300	马铃薯淀粉 305	法国	43875 千克	31,614	欧盟27	43.875
202012	11081300	马铃薯淀粉 305	法国	21375 千克	14,963	欧盟27	21.375
202001	11081300	马铃薯淀粉 309	荷兰	1460000 千克	1,419,500	欧盟27	1460
202002	11081300	马铃薯淀粉 309	荷兰	2020000 千克	1,749,300	欧盟27	2020
202003	11081300	马铃薯淀粉 309	荷兰	1602500 千克	1,449,475	欧盟27	1602.5
202004	11081300	马铃薯淀粉 309	荷兰	1195075 千克	1,067,523	欧盟27	1195.075
202005	11081300	马铃薯淀粉 309	荷兰	1270000 千克	1,189,450	欧盟27	1270
202006	11081300	马铃薯淀粉 309	荷兰	2360000 千克	1,928,800	欧盟27	2360
202007	11081300	马铃薯淀粉 309	荷兰	5476500 千克	4,168,874	欧盟27	5476.5
202008	11081300	马铃薯淀粉 309	荷兰	3895000 千克	2,924,164	欧盟27	3895
202009	11081300	马铃薯淀粉 309	荷兰	2495000 千克	2,039,641	欧盟27	2495
202010	11081300	马铃薯淀粉 309	荷兰	1476500 千克	1,313,697	欧盟27	1476.5
202011	11081300	马铃薯淀粉 309	荷兰	2540000 千克	2,238,288	欧盟27	2540
202012	11081300	马铃薯淀粉 309	荷兰	2487375 千克	2,110,541	欧盟27	2487.375
202003	11081300	马铃薯淀粉 327	波兰	286000 千克	251,680	欧盟27	286
202005	11081300	马铃薯淀粉 327	波兰	220000 千克	178,200	欧盟27	220
202006	11081300	马铃薯淀粉 327	波兰	220000 千克	182,600	欧盟27	220
202008	11081300	马铃薯淀粉 327	波兰	110000 千克	80,300	欧盟27	110
202009	11081300	马铃薯淀粉 327	波兰	154000 千克	112,420	欧盟27	154
202011	11081300	马铃薯淀粉 327	波兰	66000 千克	48,180	欧盟27	66
202012	11081300	马铃薯淀粉 327	波兰	245003 千克	190,674	欧盟27	245.003
202002	11081300	马铃薯淀粉 340	白俄罗斯	20700 千克	19,737	白俄罗斯	20.7
202006	11081300	马铃薯淀粉 340	白俄罗斯	21000 千克	18,174	白俄罗斯	21
202006	11081300	马铃薯淀粉 347	乌克兰	168000 千克	142,840	乌克兰	168
202009	11081300	马铃薯淀粉 347	乌克兰	105000 千克	86,100	乌克兰	105
202010	11081300	马铃薯淀粉 347	乌克兰	42000 千克	33,600	乌克兰	42
202012	11081300	马铃薯淀粉 347	乌克兰	42000 千克	30,660	乌克兰	42
202001	11081300	马铃薯淀粉 502	美国	57000 千克	118,038	美国	57
202002	11081300	马铃薯淀粉 502	美国	57006 千克	118,119	美国	57.006
202003	11081300	马铃薯淀粉 502	美国	57002 千克	118,083	美国	57.002
202004	11081300	马铃薯淀粉 502	美国	4 千克	45	美国	0.004
202006	11081300	马铃薯淀粉 502	美国	4 千克	44	美国	0.004
202007	11081300	马铃薯淀粉 502	美国	0 千克	5	美国	0
202008	11081300	马铃薯淀粉 502	美国	114001 千克	236,056	美国	114.001

202011	11081300	马铃薯淀粉 502	美国	228001	千克	472,100	美国	228.001
202012	11081300	马铃薯淀粉 502	美国	0	千克	10	美国	0
202001	11081300	马铃薯淀粉 601	澳大利亚	20000	千克	12,200	澳大利亚	20
202002	11081300	马铃薯淀粉 601	澳大利亚	20000	千克	12,200	澳大利亚	20
202003	11081300	马铃薯淀粉 601	澳大利亚	40000	千克	24,400	澳大利亚	40
202005	11081300	马铃薯淀粉 609	新西兰	72000	千克	55,137	新西兰	72
202006	11081300	马铃薯淀粉 609	新西兰	36000	千克	27,579	新西兰	36
202007	11081300	马铃薯淀粉 609	新西兰	36000	千克	27,395	新西兰	36
202008	11081300	马铃薯淀粉 609	新西兰	36000	千克	27,397	新西兰	36
202011	11081300	马铃薯淀粉 609	新西兰	36000	千克	27,394	新西兰	36
202012	11081300	马铃薯淀粉 609	新西兰	36000	千克	27,395	新西兰	36
202008	11081300	马铃薯淀粉 701	国(地)别不详	0	千克	1	国(地)别不详	0



数据年月	商品编码	商品名称	贸易伙伴编码	贸易伙伴名称	第一数量	第一计量单位	美元	国别地区	数量吨
202111	11081300	马铃薯淀粉	111	印度	-	千克	22	印度	-
202103	11081300	马铃薯淀粉	112	印度尼西亚	209,500	千克	160,928	印度尼西亚	210
202103	11081300	马铃薯淀粉	116	日本	18,900	千克	100,841	日本	19
202106	11081300	马铃薯淀粉	116	日本	23,455	千克	65,521	日本	23
202109	11081300	马铃薯淀粉	116	日本	15,295	千克	43,031	日本	15
202112	11081300	马铃薯淀粉	116	日本	19,605	千克	79,065	日本	20
202101	11081300	马铃薯淀粉	116	日本	13,638	千克	40,909	日本	14
202104	11081300	马铃薯淀粉	116	日本	19,368	千克	53,709	日本	19
202107	11081300	马铃薯淀粉	116	日本	16,595	千克	46,955	日本	17
202110	11081300	马铃薯淀粉	116	日本	16,504	千克	44,351	日本	17
202105	11081300	马铃薯淀粉	116	日本	8,300	千克	35,999	日本	8
202108	11081300	马铃薯淀粉	116	日本	14,405	千克	78,417	日本	14
202111	11081300	马铃薯淀粉	116	日本	34,970	千克	95,921	日本	35
202102	11081300	马铃薯淀粉	116	日本	120	千克	426	日本	0
202101	11081300	马铃薯淀粉	122	马来西亚	660,000	千克	330,000	马来西亚	660
202104	11081300	马铃薯淀粉	122	马来西亚	220,000	千克	88,000	马来西亚	220
202107	11081300	马铃薯淀粉	122	马来西亚	1,760,000	千克	704,000	马来西亚	1,760
202110	11081300	马铃薯淀粉	122	马来西亚	1,672,000	千克	691,288	马来西亚	1,672
202109	11081300	马铃薯淀粉	122	马来西亚	2,200,000	千克	898,656	马来西亚	2,200
202112	11081300	马铃薯淀粉	122	马来西亚	418,000	千克	174,306	马来西亚	418
202102	11081300	马铃薯淀粉	122	马来西亚	1,630,000	千克	655,948	马来西亚	1,630
202108	11081300	马铃薯淀粉	122	马来西亚	440,000	千克	183,480	马来西亚	440
202111	11081300	马铃薯淀粉	122	马来西亚	440,000	千克	177,232	马来西亚	440
202103	11081300	马铃薯淀粉	122	马来西亚	1,630,000	千克	653,484	马来西亚	1,630
202106	11081300	马铃薯淀粉	122	马来西亚	440,000	千克	176,000	马来西亚	440
202103	11081300	马铃薯淀粉	137	土耳其	500,000	千克	365,140	土耳其	500
202105	11081300	马铃薯淀粉	137	土耳其	100,000	千克	76,029	土耳其	100
202102	11081300	马铃薯淀粉	137	土耳其	400,000	千克	278,107	土耳其	400
202101	11081300	马铃薯淀粉	137	土耳其	100,000	千克	68,026	土耳其	100
202104	11081300	马铃薯淀粉	141	越南	22,000	千克	16,280	越南	22
202103	11081300	马铃薯淀粉	143	中国台湾	1,575	千克	1,767	中国台湾	2
202106	11081300	马铃薯淀粉	143	中国台湾	3,780	千克	6,762	中国台湾	4
202109	11081300	马铃薯淀粉	143	中国台湾	1,575	千克	1,921	中国台湾	2
202112	11081300	马铃薯淀粉	143	中国台湾	1,890	千克	3,157	中国台湾	2
202111	11081300	马铃薯淀粉	143	中国台湾	1,575	千克	1,943	中国台湾	2
202107	11081300	马铃薯淀粉	143	中国台湾	3,780	千克	4,509	中国台湾	4
202110	11081300	马铃薯淀粉	143	中国台湾	315	千克	389	中国台湾	0
202101	11081300	马铃薯淀粉	143	中国台湾	945	千克	869	中国台湾	1
202102	11081300	马铃薯淀粉	143	中国台湾	900	千克	1,680	中国台湾	1
202108	11081300	马铃薯淀粉	143	中国台湾	1,725	千克	2,240	中国台湾	2
202108	11081300	马铃薯淀粉	302	丹麦	435,250	千克	284,180	欧盟27	435
202111	11081300	马铃薯淀粉	302	丹麦	1,391,000	千克	942,634	欧盟27	1,391
202105	11081300	马铃薯淀粉	302	丹麦	471,250	千克	316,251	欧盟27	471
202103	11081300	马铃薯淀粉	302	丹麦	367,250	千克	269,320	欧盟27	367
202106	11081300	马铃薯淀粉	302	丹麦	707,000	千克	461,851	欧盟27	707
202109	11081300	马铃薯淀粉	302	丹麦	336,250	千克	225,487	欧盟27	336
202107	11081300	马铃薯淀粉	302	丹麦	42,000	千克	29,256	欧盟27	42
202110	11081300	马铃薯淀粉	302	丹麦	544,000	千克	387,543	欧盟27	544
202112	11081300	马铃薯淀粉	302	丹麦	1,369,250	千克	1,001,460	欧盟27	1,369
202101	11081300	马铃薯淀粉	302	丹麦	99,000	千克	81,799	欧盟27	99
202104	11081300	马铃薯淀粉	302	丹麦	269,500	千克	181,775	欧盟27	270
202111	11081300	马铃薯淀粉	303	英国	33	千克	1,663	英国	0
202106	11081300	马铃薯淀粉	303	英国	105	千克	4,629	英国	0
202109	11081300	马铃薯淀粉	303	英国	222	千克	10,676	英国	0
202107	11081300	马铃薯淀粉	303	英国	45	千克	2,217	英国	0
202112	11081300	马铃薯淀粉	303	英国	67	千克	4,911	英国	0
202103	11081300	马铃薯淀粉	304	德国	760,000	千克	526,195	欧盟27	760
202106	11081300	马铃薯淀粉	304	德国	1,688,750	千克	1,168,803	欧盟27	1,689
202109	11081300	马铃薯淀粉	304	德国	756,500	千克	610,464	欧盟27	757
202112	11081300	马铃薯淀粉	304	德国	994,900	千克	824,650	欧盟27	995
202101	11081300	马铃薯淀粉	304	德国	968,750	千克	656,175	欧盟27	969
202104	11081300	马铃薯淀粉	304	德国	360,750	千克	246,836	欧盟27	361
202107	11081300	马铃薯淀粉	304	德国	2,251,450	千克	1,540,592	欧盟27	2,251
202110	11081300	马铃薯淀粉	304	德国	898,925	千克	712,095	欧盟27	899
202105	11081300	马铃薯淀粉	304	德国	1,600,002	千克	1,038,071	欧盟27	1,600
202108	11081300	马铃薯淀粉	304	德国	1,400,004	千克	984,918	欧盟27	1,400

202111	11081300	马铃薯淀粉	304	德国	723,675	千克	552,958	欧盟27	724
202102	11081300	马铃薯淀粉	304	德国	62,000	千克	61,428	欧盟27	62
202105	11081300	马铃薯淀粉	305	法国	82,250	千克	77,486	欧盟27	82
202101	11081300	马铃薯淀粉	305	法国	23,625	千克	22,680	欧盟27	24
202104	11081300	马铃薯淀粉	309	荷兰	3,910,500	千克	2,818,711	欧盟27	3,911
202107	11081300	马铃薯淀粉	309	荷兰	6,216,000	千克	4,582,225	欧盟27	6,216
202110	11081300	马铃薯淀粉	309	荷兰	3,103,750	千克	2,358,937	欧盟27	3,104
202108	11081300	马铃薯淀粉	309	荷兰	4,000,000	千克	3,030,880	欧盟27	4,000
202111	11081300	马铃薯淀粉	309	荷兰	4,000,000	千克	3,509,406	欧盟27	4,000
202102	11081300	马铃薯淀粉	309	荷兰	1,740,000	千克	1,319,600	欧盟27	1,740
202105	11081300	马铃薯淀粉	309	荷兰	8,060,950	千克	5,664,913	欧盟27	8,061
202103	11081300	马铃薯淀粉	309	荷兰	6,360,000	千克	4,426,200	欧盟27	6,360
202106	11081300	马铃薯淀粉	309	荷兰	8,428,000	千克	5,926,761	欧盟27	8,428
202109	11081300	马铃薯淀粉	309	荷兰	4,052,500	千克	3,035,493	欧盟27	4,053
202112	11081300	马铃薯淀粉	309	荷兰	2,727,500	千克	2,439,425	欧盟27	2,728
202101	11081300	马铃薯淀粉	309	荷兰	4,940,000	千克	3,762,400	欧盟27	4,940
202110	11081300	马铃薯淀粉	327	波兰	330,000	千克	250,800	欧盟27	330
202101	11081300	马铃薯淀粉	327	波兰	220,000	千克	163,900	欧盟27	220
202107	11081300	马铃薯淀粉	327	波兰	220,000	千克	161,700	欧盟27	220
202106	11081300	马铃薯淀粉	327	波兰	220,000	千克	162,800	欧盟27	220
202109	11081300	马铃薯淀粉	327	波兰	220,000	千克	167,200	欧盟27	220
202112	11081300	马铃薯淀粉	327	波兰	660,000	千克	486,200	欧盟27	660
202103	11081300	马铃薯淀粉	327	波兰	220,000	千克	167,200	欧盟27	220
202111	11081300	马铃薯淀粉	327	波兰	52,500	千克	35,805	欧盟27	53
202105	11081300	马铃薯淀粉	340	白俄罗斯	210,000	千克	170,100	白俄罗斯	210
202111	11081300	马铃薯淀粉	340	白俄罗斯	51,950	千克	35,066	白俄罗斯	52
202104	11081300	马铃薯淀粉	340	白俄罗斯	420,000	千克	274,594	白俄罗斯	420
202102	11081300	马铃薯淀粉	347	乌克兰	105,000	千克	76,650	乌克兰	105
202105	11081300	马铃薯淀粉	347	乌克兰	168,000	千克	125,160	乌克兰	168
202107	11081300	马铃薯淀粉	347	乌克兰	42,000	千克	36,540	乌克兰	42
202110	11081300	马铃薯淀粉	347	乌克兰	63,000	千克	45,990	乌克兰	63
202101	11081300	马铃薯淀粉	347	乌克兰	525,000	千克	383,250	乌克兰	525
202104	11081300	马铃薯淀粉	347	乌克兰	294,000	千克	219,324	乌克兰	294
202111	11081300	马铃薯淀粉	347	乌克兰	88,000	千克	64,240	乌克兰	88
202103	11081300	马铃薯淀粉	347	乌克兰	231,000	千克	168,630	乌克兰	231
202112	11081300	马铃薯淀粉	347	乌克兰	242,000	千克	194,744	乌克兰	242
202103	11081300	马铃薯淀粉	502	美国	2	千克	27	美国	0
202106	11081300	马铃薯淀粉	502	美国	5	千克	45	美国	0
202109	11081300	马铃薯淀粉	502	美国	1	千克	14	美国	0
202107	11081300	马铃薯淀粉	502	美国	1	千克	20	美国	0
202101	11081300	马铃薯淀粉	502	美国	1	千克	23	美国	0
202104	11081300	马铃薯淀粉	502	美国	3	千克	42	美国	0
202102	11081300	马铃薯淀粉	502	美国	38,001	千克	78,704	美国	38
202105	11081300	马铃薯淀粉	502	美国	4	千克	64	美国	0
202108	11081300	马铃薯淀粉	502	美国	5	千克	58	美国	0
202103	11081300	马铃薯淀粉	609	新西兰	72,000	千克	56,966	新西兰	72
202109	11081300	马铃薯淀粉	701	国(地)别不详	-	千克	28	国(地)别不详	-

数据年月	商品编码	商品名称	贸易伙伴编码	贸易伙伴名称	第一数量	第一计量单位	第二数量	第二计量单位	美元
202201	11081300	马铃薯淀粉	116	日本	9054	千克	0	—	23743
202201	11081300	马铃薯淀粉	122	马来西亚	1342000	千克	0	—	556750
202201	11081300	马铃薯淀粉	143	中国台湾	630	千克	0	—	1087
202201	11081300	马铃薯淀粉	302	丹麦	242250	千克	0	—	159599
202201	11081300	马铃薯淀粉	303	英国	389	千克	0	—	29011
202201	11081300	马铃薯淀粉	304	德国	963750	千克	0	—	898978
202201	11081300	马铃薯淀粉	309	荷兰	1225000	千克	0	—	1140850
202201	11081300	马铃薯淀粉	327	波兰	184000	千克	0	—	110500
202201	11081300	马铃薯淀粉	347	乌克兰	88000	千克	0	—	74800
202202	11081300	马铃薯淀粉	116	日本	16800	千克	0	—	46642
202202	11081300	马铃薯淀粉	122	马来西亚	88000	千克	0	—	35446
202202	11081300	马铃薯淀粉	141	越南	44000	千克	0	—	37620
202202	11081300	马铃薯淀粉	302	丹麦	297000	千克	0	—	217429
202202	11081300	马铃薯淀粉	304	德国	662000	千克	0	—	605920
202202	11081300	马铃薯淀粉	305	法国	1125	千克	0	—	1688
202202	11081300	马铃薯淀粉	309	荷兰	235000	千克	0	—	188640
202202	11081300	马铃薯淀粉	502	美国	0	千克	0	—	7
202203	11081300	马铃薯淀粉	116	日本	14280	千克	0	—	38197
202203	11081300	马铃薯淀粉	122	马来西亚	1540000	千克	0	—	620312
202203	11081300	马铃薯淀粉	302	丹麦	566750	千克	0	—	414884
202203	11081300	马铃薯淀粉	304	德国	1733750	千克	0	—	1623767
202203	11081300	马铃薯淀粉	309	荷兰	1160000	千克	0	—	1046050
202203	11081300	马铃薯淀粉	347	乌克兰	132000	千克	0	—	102960
202204	11081300	马铃薯淀粉	116	日本	6875	千克	0	—	18597
202204	11081300	马铃薯淀粉	122	马来西亚	220000	千克	0	—	92541
202204	11081300	马铃薯淀粉	302	丹麦	112500	千克	0	—	82031
202204	11081300	马铃薯淀粉	303	英国	100	千克	0	—	7815
202204	11081300	马铃薯淀粉	304	德国	370000	千克	0	—	339300
202204	11081300	马铃薯淀粉	309	荷兰	260000	千克	0	—	241725
202204	11081300	马铃薯淀粉	347	乌克兰	132000	千克	0	—	99000
202204	11081300	马铃薯淀粉	502	美国	0	千克	0	—	7
202205	11081300	马铃薯淀粉	116	日本	10000	千克	0	—	23874
202205	11081300	马铃薯淀粉	302	丹麦	239000	千克	0	—	168255
202205	11081300	马铃薯淀粉	304	德国	755000	千克	0	—	653250
202205	11081300	马铃薯淀粉	305	法国	68250	千克	0	—	54863
202205	11081300	马铃薯淀粉	309	荷兰	495000	千克	0	—	446654
202205	11081300	马铃薯淀粉	502	美国	1	千克	0	—	21
202206	11081300	马铃薯淀粉	116	日本	26945	千克	0	—	64401
202206	11081300	马铃薯淀粉	143	中国台湾	3900	千克	0	—	6347
202206	11081300	马铃薯淀粉	302	丹麦	449000	千克	0	—	323068
202206	11081300	马铃薯淀粉	304	德国	1471000	千克	0	—	1288903
202206	11081300	马铃薯淀粉	309	荷兰	180000	千克	0	—	146220
202206	11081300	马铃薯淀粉	502	美国	0	千克	0	—	22
202207	11081300	马铃薯淀粉	116	日本	5700	千克	0	—	75620
202207	11081300	马铃薯淀粉	143	中国台湾	3150	千克	0	—	4729
202207	11081300	马铃薯淀粉	302	丹麦	189500	千克	0	—	136080
202207	11081300	马铃薯淀粉	303	英国	50	千克	0	—	4680
202207	11081300	马铃薯淀粉	304	德国	1042250	千克	0	—	931634
202207	11081300	马铃薯淀粉	309	荷兰	1170000	千克	0	—	1033400
202208	11081300	马铃薯淀粉	116	日本	1230	千克	0	—	2647
202208	11081300	马铃薯淀粉	143	中国台湾	2640	千克	0	—	4011
202208	11081300	马铃薯淀粉	302	丹麦	126000	千克	0	—	100835
202208	11081300	马铃薯淀粉	303	英国	50	千克	0	—	3535
202208	11081300	马铃薯淀粉	304	德国	917975	千克	0	—	890640
202208	11081300	马铃薯淀粉	309	荷兰	1055000	千克	0	—	969350
202208	11081300	马铃薯淀粉	502	美国	1	千克	0	—	25
202209	11081300	马铃薯淀粉	116	日本	6935	千克	0	—	87023
202209	11081300	马铃薯淀粉	143	中国台湾	3150	千克	0	—	4694
202209	11081300	马铃薯淀粉	302	丹麦	74250	千克	0	—	59771
202209	11081300	马铃薯淀粉	304	德国	1226000	千克	0	—	1066655
202209	11081300	马铃薯淀粉	309	荷兰	930000	千克	0	—	880500
202210	11081300	马铃薯淀粉	116	日本	26500	千克	0	—	60629
202210	11081300	马铃薯淀粉	302	丹麦	643500	千克	0	—	573458
202210	11081300	马铃薯淀粉	304	德国	1011000	千克	0	—	973261
202210	11081300	马铃薯淀粉	309	荷兰	2145000	千克	0	—	1939700
202210	11081300	马铃薯淀粉	347	乌克兰	66000	千克	0	—	61380
202211	11081300	马铃薯淀粉	116	日本	19325	千克	0	—	40911
202211	11081300	马铃薯淀粉	302	丹麦	396000	千克	0	—	352440
202211	11081300	马铃薯淀粉	304	德国	2088751	千克	0	—	1894436
202211	11081300	马铃薯淀粉	305	法国	3375	千克	0	—	15863
202211	11081300	马铃薯淀粉	309	荷兰	1865000	千克	0	—	1697518
202212	11081300	马铃薯淀粉	116	日本	10705	千克	0	—	23667
202212	11081300	马铃薯淀粉	302	丹麦	487500	千克	0	—	429424
202212	11081300	马铃薯淀粉	304	德国	2619975	千克	0	—	2736071
202212	11081300	马铃薯淀粉	305	法国	23625	千克	0	—	29177
202212	11081300	马铃薯淀粉	309	荷兰	1070000	千克	0	—	937550

数据年月	商品编码	商品名称	贸易伙伴编码	贸易伙伴名称	第一数量	第一计量单位	第二数量	第二计量单位	美元
202301	11081300	马铃薯淀粉	116	日本	5950	千克	0 ?		13555
202301	11081300	马铃薯淀粉	142	中国	6	千克	0 ?		31
202301	11081300	马铃薯淀粉	302	丹麦	210000	千克	0 ?		193780
202301	11081300	马铃薯淀粉	304	德国	667500	千克	0 ?		692820
202301	11081300	马铃薯淀粉	309	荷兰	1140000	千克	0 ?		1105819
202301	11081300	马铃薯淀粉	347	乌克兰	100000	千克	0 ?		86000
202302	11081300	马铃薯淀粉	116	日本	5505	千克	0 ?		12793
202302	11081300	马铃薯淀粉	302	丹麦	301500	千克	0 ?		272748
202302	11081300	马铃薯淀粉	304	德国	814951	千克	0 ?		844007
202302	11081300	马铃薯淀粉	309	荷兰	1280000	千克	0 ?		1267049
202303	11081300	马铃薯淀粉	116	日本	15050	千克	0 ?		35927
202303	11081300	马铃薯淀粉	302	丹麦	294000	千克	0 ?		261756
202303	11081300	马铃薯淀粉	304	德国	840002	千克	0 ?		901204
202303	11081300	马铃薯淀粉	309	荷兰	75000	千克	0 ?		82500
202304	11081300	马铃薯淀粉	116	日本	8125	千克	0 ?		19805
202304	11081300	马铃薯淀粉	302	丹麦	210000	千克	0 ?		195300
202304	11081300	马铃薯淀粉	304	德国	869925	千克	0 ?		1010788
202304	11081300	马铃薯淀粉	309	荷兰	400000	千克	0 ?		456400
202305	11081300	马铃薯淀粉	116	日本	175	千克	0 ?		342
202305	11081300	马铃薯淀粉	302	丹麦	133500	千克	0 ?		118204
202305	11081300	马铃薯淀粉	304	德国	345000	千克	0 ?		434650
202305	11081300	马铃薯淀粉	305	法国	4500	千克	0 ?		11250
202305	11081300	马铃薯淀粉	309	荷兰	740000	千克	0 ?		868100
202306	11081300	马铃薯淀粉	116	日本	6400	千克	0 ?		15587
202306	11081300	马铃薯淀粉	302	丹麦	99000	千克	0 ?		103455
202306	11081300	马铃薯淀粉	304	德国	1067000	千克	0 ?		1355002
202306	11081300	马铃薯淀粉	305	法国	2250	千克	0 ?		10125
202306	11081300	马铃薯淀粉	309	荷兰	740000	千克	0 ?		893457

**附件八：关于海运费和保险费的情况说明**

## 关于海运费和保险费的说明

申请人从中远海运集装箱运输有限公司网站上获得了2022年7月和2023年5月欧盟到远东地区（包括中国大连等港口）的20呎集装箱的海运费费率，最高为4500美元/柜，最低为4950美元/柜，申请人取其平均值为4725美元/柜。

申请人从中国国际海运网上获得中国出口到欧盟的保险费率为0.45%。

相关证据请参见后附的材料。

## COSCO SHIPPING Lines - FAK pricing on Europe & Mediterranean – Far East (East Bound)

Date: 29<sup>th</sup>, Jun 2022

Dear Customers,

Please find the new applicable COSCO SHIPPING Lines' Freight All Kind (FAK) rates as follows that be effective from July 1st 2022 until further notice but not beyond July 31st 2022.

These FAK rates will apply to all general cargoes (specific commodities excluded, such as Reefer, Dangerous Cargo etc.) between Asia and North West Europe/Mediterranean (including Black Sea Region, Lebanon, Syria and North Africa).

### From Europe to Far East base ports:

Loading port	TERM	RATE FOR G.C		
		20GP	40GP	40HQ
Hamburg / Antwerp / Wilhelmshaven	CY/CY	4500	5500	5500
Rotterdam	CY/CY	4500	5500	5500
Le Havre / Dunkirk	CY/CY	4500	5500	5500
Felixstowe / Southampton	CY/CY	4500	5500	5500
Gdansk	CY/CY	4500	5500	5500
Dublin / Cork / Belfast	CY/CY	4850	6100	6100
Göteborg / Helsingborg	CY/CY	4800	5950	5950
Copenhagen / Aarhus / Fredericia	CY/CY	4750	5900	5900
Oslo	CY/CY	4800	5950	5950
Kotka / Helsinki	CY/CY	4950	6200	6200
Riga / Klaipeda / Tallinn	CY/CY	4850	6100	6100
Saint Petersburg	CY/CY	4900	6100	6100
Leixoes / Lisbon	CY/CY	4900	5850	5850
Bilbao / Vigo	CY/CY	4750	6000	6000

## From Mediterranean to Far East base ports.

West MED	TERM	RATE FOR G.C		
		20GP	40GP	40HQ
LA SPEZIA / Genoa / Naples / Ancona	CY/CY	4150	5300	5300
Fos	CY/CY	4150	5300	5300
Valencia / Barcelona / Algeciras	CY/CY	4150	5300	5300
Venice / Ravenna / Trieste	CY/CY	4200	5400	5400
Koper	CY/CY	4150	5300	5300
Rijeka	CY/CY	4150	5300	5300
Port Said / Dumyat / El- Dekheila	FI/CY	4150	5300	5300
Piraeus	FI/CY	4150	5300	5300
Thessaloniki	FI/CY	4150	5300	5300
NOVOROSIYSK	FI/CY	4150	5300	5300
Constantza	CY/CY	4150	5300	5300
Kumport / Izmit / Gebze	CY/CY	4150	5300	5300
Izmir / Iskenderun	CY/CY	4150	5300	5300
Odessa	FI/CY	4150	5300	5300
Haifa / Ashdod	LI/CY	4150	5300	5300
CASABLANCA	FI/CY	4150	5300	5300
ALGER(Algiers)/TANGIER	FI/CY	4150	5300	5300
DURRESS	FI/CY	4300	5600	5600
VARNA	FI/CY	4400	5800	5800
POTI	FI/CY	4400	5750	5750
LIMASSOL	LI/CY	4300	5600	5600

## From Europe /Mediterranean to West Asia

North West Europe	TERM	Jebel Ali / Jeddah / Karachi / Mundra / Nhava Sheva / Colombo		
		20GP	40GP	40HQ
HAM/RTM/ANR/LEH/DKK/ZEE	CY/CY	4500	5500	5500
FXT / SOU / LGP	CY/CY	4500	5500	5500
MED	TERM			
		20GP	40GP	40HQ



Valencia	CY/CY	4150	5300	5300
Barcelona	CY/CY	4150	5300	5300
Algeciras	CY/CY	4150	5300	5300
Fos	CY/CY	4150	5300	5300
Central Europe via Koper	CY/CY	4150	5300	5300
Slovenian origin	CY/CY	4150	5300	5300
Cagliari	CY/CY	4150	5300	5300
Ravenna	CY/CY	4300	5600	5600
Venice	CY/CY	4200	5400	5400
Trieste	CY/CY	4200	5400	5400
Genoa	CY/CY	4150	5300	5300
Naples	CY/CY	4150	5300	5300
Ancona	CY/CY	4200	5400	5400
Bari	CY/CY	4150	5300	5300
La Spezia	CY/CY	4150	5300	5300
Rijeka	CY/CY	4150	5300	5300
Catania	CY/CY	4150	5300	5300
Malta	FI/CY	4150	5300	5300

\* Far East base Ports include

DALIAN/XINGANG/QINGDAO/SHANGHAI/NINGBO/XIAMEN/YANTIAN/NANSHA/HONGKONG/KAOSHUNG/SINGAPORE/BUSAN/PORT KELANG/TANJUNG PELEPAS (ONLY FOR AEU5)

These rates only show Basic Ocean Freight. They are subject to Bunker related Surcharges (FAF), the THC/D (Origin and Destination), the Security related Surcharges (PSF&CAS), Heavy Cargo Surcharge (HCS) and other surcharges if applicable. For example,

		Ocean Freight		
ORIGIN	DESTINATION	20DC	40DC	40HQ
Rotterdam	Shanghai	USD4500	USD5500	USD5500

		Origin Terminal Handling Charge		
ORIGIN	DESTINATION	20DC	40DC	40HQ
Rotterdam	Shanghai	EUR210	EUR210	EUR210

		Destination Terminal Handling Charge		
ORIGIN	DESTINATION	20DC	40DC	40HQ
Rotterdam	Shanghai	CNY825	CNY1225	CNY1225

		Fuel Adjustment factor		
ORIGIN	DESTINATION	20DC	40DC	40HQ
Rotterdam	Shanghai	USD104	USD208	USD208

		Port Security Surcharge		
ORIGIN	DESTINATION	20DC	40DC	40HQ
Rotterdam	Shanghai	EUR8.5	EUR8.5	EUR8.5

		Carrier Security Surcharge		
ORIGIN	DESTINATION	20DC	40DC	40HQ
Rotterdam	Shanghai	EUR5	EUR5	EUR5

Heavy Cargo Surcharge	20gp			40gp/hq
	<18ton	≥18ton<23ton	≥23ton	>26ton
302	USD0	USD100	USD200	USD200
304	USD0	USD50	USD100	USD200
306	USD0	USD50	USD100	USD200

\*West Asia base Ports include Jebel Ali / Jeddah / Karachi / Mundra / Nhava Sheva / Colombo

These surcharges are accessible at our website

<http://elines.coscoshipping.com/reference/20181212/EASTsurcharges.pdf>

\_Please note that the surcharges may be changed from time to time.

Other charges such as local charges and contingency charges may also apply. If you have any further questions, please feel free to reach out to our local sales. And for other trade areas, other type of containers and specific commodities, please also contact our local sales. You can

## COSCO SHIPPING Lines - FAK pricing on Europe & Mediterranean – Far East (East Bound)

Date: 24<sup>th</sup>, Apr 2023

Dear Customers,

Please find the new applicable COSCO SHIPPING Lines' Freight All Kind (FAK) rates as follows that be effective from May 1st 2023 until further notice but not beyond May 31th 2023.

These FAK rates will apply to all general cargoes (specific commodities excluded, such as Reefer, Dangerous Cargo etc.) between Asia and North West Europe/Mediterranean (including Black Sea Region, Lebanon, Syria and North Africa).

### From Europe to Far East base ports:

Loading port	TERM	RATE FOR G.C		
		20GP	40GP	40HQ
Hamburg / Antwerp / Wilhelmshaven	CY/CY	4500	5500	5500
Rotterdam	CY/CY	4500	5500	5500
Le Havre / Dunkirk	CY/CY	4500	5500	5500
Felixstowe / Southampton	CY/CY	4500	5500	5500
Gdansk	CY/CY	4500	5500	5500
Dublin / Cork / Belfast	CY/CY	4850	6100	6100
Göteborg / Helsingborg	CY/CY	4800	5950	5950
Copenhagen / Aarhus / Fredericia	CY/CY	4750	5900	5900
Oslo	CY/CY	4800	5950	5950
Kotka / Helsinki	CY/CY	4950	6200	6200
Riga / Klaipeda / Tallinn	CY/CY	4850	6100	6100
Saint Petersburg	CY/CY	4900	6100	6100
Leixoes / Lisbon	CY/CY	4900	5850	5850
Bilbao / Vigo	CY/CY	4750	6000	6000

## From Mediterranean to Far East base ports.

West MED	TERM	RATE FOR G.C		
		20GP	40GP	40HQ
LA SPEZIA / Genoa / Naples / Ancona	CY/CY	4150	5300	5300
Fos	CY/CY	4150	5300	5300
Valencia / Barcelona / Algeciras	CY/CY	4150	5300	5300
Venice / Ravenna / Trieste	CY/CY	4200	5400	5400
Koper	CY/CY	4150	5300	5300
Rijeka	CY/CY	4150	5300	5300
Port Said / Dumyat / El- Dekheila	FI/CY	4150	5300	5300
Piraeus	FI/CY	4150	5300	5300
Thessaloniki	FI/CY	4150	5300	5300
NOVOROSSISK	FI/CY	4150	5300	5300
Constantza	CY/CY	4150	5300	5300
Kumport / Izmit / Gebze	CY/CY	4150	5300	5300
Izmir / Iskenderun	CY/CY	4150	5300	5300
Odessa	FI/CY	4150	5300	5300
Haifa / Ashdod	LI/CY	4150	5300	5300
CASABLANCA	FI/CY	4150	5300	5300
ALGER(Algiers)/TANGIER	FI/CY	4150	5300	5300
DURRESS	FI/CY	4300	5600	5600
VARNA	FI/CY	4400	5800	5800
POTI	FI/CY	4400	5750	5750
LIMASSOL	LI/CY	4300	5600	5600

## From Europe /Mediterranean to West Asia

North West Europe	TERM	Jebel Ali / Jeddah / Karachi / Mundra / Nhava Sheva / Colombo		
		20GP	40GP	40HQ
HAM/RTM/ANR/LEH/DKK/ZEE	CY/CY	4500	5500	5500
FXT / SOU / LGP	CY/CY	4500	5500	5500
MED	TERM			
		20GP	40GP	40HQ

Valencia	CY/CY	4150	5300	5300
Barcelona	CY/CY	4150	5300	5300
Algeciras	CY/CY	4150	5300	5300
Fos	CY/CY	4150	5300	5300
Central Europe via Koper	CY/CY	4150	5300	5300
Slovenian origin	CY/CY	4150	5300	5300
Cagliari	CY/CY	4150	5300	5300
Ravenna	CY/CY	4300	5600	5600
Venice	CY/CY	4200	5400	5400
Trieste	CY/CY	4200	5400	5400
Genoa	CY/CY	4150	5300	5300
Naples	CY/CY	4150	5300	5300
Ancona	CY/CY	4200	5400	5400
Bari	CY/CY	4150	5300	5300
La Spezia	CY/CY	4150	5300	5300
Rijeka	CY/CY	4150	5300	5300
Catania	CY/CY	4150	5300	5300
Malta	FI/CY	4150	5300	5300

\* Far East base Ports include

DALIAN/XINGANG/QINGDAO/SHANGHAI/NINGBO/XIAMEN/YANTIAN/NANSHA/HONGKONG/KAOSHUNG/SINGAPORE/BUSAN/PORT KELANG/TANJUNG PELEPAS (ONLY FOR AEU5)

These rates only show Basic Ocean Freight. They are subject to Bunker related Surcharges (FAF), the THC/D (Origin and Destination), the Security related Surcharges (PSF&CAS), Heavy Cargo Surcharge (HCS) and other surcharges if applicable. For example,

		Ocean Freight		
ORIGIN	DESTINATION	20DC	40DC	40HQ
Rotterdam	Shanghai	USD4500	USD5500	USD5500

		Origin Terminal Handling Charge		
ORIGIN	DESTINATION	20DC	40DC	40HQ
Rotterdam	Shanghai	EUR210	EUR210	EUR210

		Destination Terminal Handling Charge		
ORIGIN	DESTINATION	20DC	40DC	40HQ
Rotterdam	Shanghai	CNY825	CNY1225	CNY1225

		Fuel Adjustment factor		
ORIGIN	DESTINATION	20DC	40DC	40HQ
Rotterdam	Shanghai	USD48	USD96	USD96

		Port Security Surcharge		
ORIGIN	DESTINATION	20DC	40DC	40HQ
Rotterdam	Shanghai	EUR8.5	EUR8.5	EUR8.5

		Carrier Security Surcharge		
ORIGIN	DESTINATION	20DC	40DC	40HQ
Rotterdam	Shanghai	EUR5	EUR5	EUR5

Heavy Cargo Surcharge	20gp			40gp/hq
	<18ton	≥18ton<23ton	≥23ton	>26ton
302	USD0	USD100	USD200	USD200
304	USD0	USD50	USD100	USD200
306	USD0	USD50	USD100	USD200

\*West Asia base Ports include Jebel Ali / Jeddah / Karachi / Mundra / Nhava Sheva / Colombo

These surcharges are accessible at our website

<http://elines.coscoshipping.com/reference/20181212/EASTsurcharges.pdf>

\_Please note that the surcharges may be changed from time to time.

Other charges such as local charges and contingency charges may also apply. If you have any further questions, please feel free to reach out to our local sales. And for other trade areas, other type of containers and specific commodities, please also contact our local sales. You can



海运一搜:

操作指南 | 航贸参数 | 通关大全 | 行业公告 | 行业知识 | 政策法规 | 实用工具

首页 » 航贸参数 » 进口货运保险普通货物费率表

### 进口货运保险普通货物费率表

添加新百科 获积分奖励【我来添加】

(一) 所有进口货物均按本费率表计算保险费，但在指明货物费率表中的货物，承保一切险时还须加上指明货物费率计算保险费。有特殊规定的按特殊规定计收。

(二) 各种散装货物以及化肥、糖、粮谷、木材、油（包括油料）、活牲畜、新鲜果菜，其保险责任均至卸货港口仓库或场地时终止。上述货物如需从港口转运到内地还需按转运内地费率加费的规定加费。

(三) 本表系按每百元计算。

#### (1)海运

地区	平安险 F . P . A	水渍险 W . A	一切险 A . R .
台湾、香港、澳门、南朝鲜、日本	0 . 08	0.12	0.25
大洋洲及亚洲国家和地区	0 . 10	0.15	0.35
加拿大、美国、欧洲	0 . 15	0.20	0.45
非洲及中南美洲	0 . 20	0.25	0.50

#### (2)陆运

地区	陆运	陆运一切险
香港、澳门	0 . 07	0 . 20
其它地区	0 . 15	0 . 40

#### (3)空运

地区	航空运输险	航空一切险
香港、澳门、台湾、日本、南朝鲜	0 . 10	0 . 25
其他世界各地	0 . 20	0 . 45

#### (4)邮包

目的地	邮包险	邮包一切险
香港、澳门、台湾、日本、南朝鲜	0 . 10	0 . 25

**附件九：世界银行集团关于欧盟贸易环节费用的介绍**



世界银行集团（World Bank Group）在其官网上披露了德国出口跨境贸易过程中发生的相关环节费用如下, 申请人暂以该费用作为欧盟出口贸易境内环节费用:

单位: 美元

国家	出口边境 合规费用	出口单证 合规费用	出口内陆运费	出口环节费用 合计
德国	345	45	600	990

相关证据请参见后附的材料。


## Ease of Doing Business in Germany



### Download Profile

(1552.4 KB, pdf)

Region	OECD high income
Income Category	High income
Population	82,667,685
GNI Per Capita (US\$)	43,660
City Covered	Berlin



### DB 2018 Distance to Frontier (DTF)

Arrow OR Radar



Note: The distance to frontier (DTF) measure shows the distance of each economy to the "frontier," which represents the best performance observed on each of the indicators across all economies in the *Doing Business* sample since 2005. An economy's distance to frontier is reflected on a scale from 0 to 100, where 0 represents the lowest performance and 100 represents the frontier. The ease of doing business ranking ranges from 1 to 190.

Grid OR Chart

Topics	DB 2018 Rank	DB 2018 DTF	DB 2017 DTF ⓘ	Change in DTF (% points)
Overall	20	79.00	79.19	↓ 0.19
Starting a Business	113	83.46	83.42	↑ 0.04
Dealing with Construction Permits	24	78.16	78.14	↑ 0.02
Getting Electricity	5	98.79	98.79	..
Registering Property	77	65.71	65.72	↓ 0.01
Getting Credit	42	70.00	70.00	..
Protecting Minority Investors	62	58.33	58.33	..
Paying Taxes	41	82.14	82.16	↓ 0.02
Trading across Borders	39	91.77	91.77	..
Enforcing Contracts	22	71.32	71.32	..

Resolving Insolvency	4	90.27	92.28	↓ 2.01
----------------------	---	-------	-------	--------

✓ = Doing Business reform making it easier to do business. ✗ = Change making it more difficult to do business.

[Click here to see all reforms made by Germany.](#)

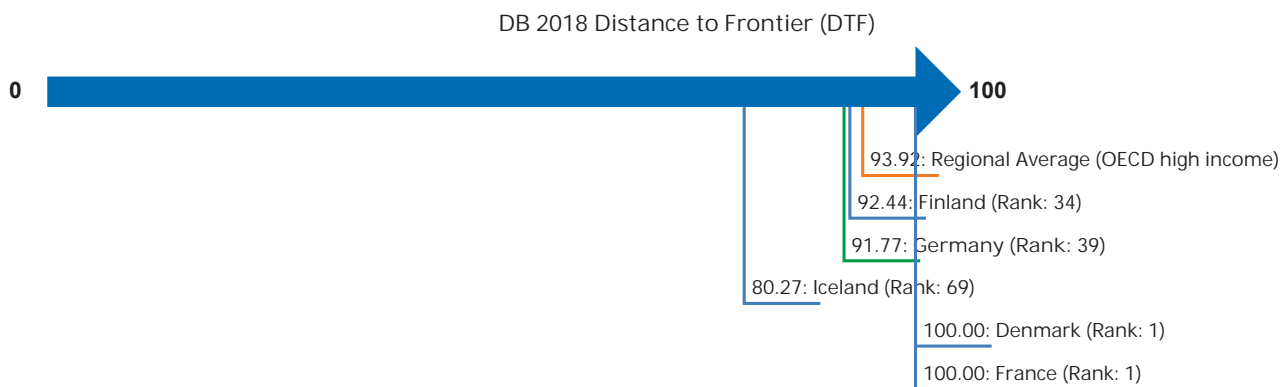
## Trading across Borders - Germany

Indicator	Germany	OECD high income	Overall Best Performer
Time to export: Border compliance (hours) <a href="#">i</a>	36	12.7	0 (17 Economies)
Cost to export: Border compliance (USD) <a href="#">i</a>	345	149.9	0.00 (19 Economies)
Time to export: Documentary compliance (hours) <a href="#">i</a>	1	2.4	1.0 (25 Economies)
Cost to export: Documentary compliance (USD) <a href="#">i</a>	45	35.4	0.00 (19 Economies)
Time to import: Border compliance (hours) <a href="#">i</a>	0	8.7	0.00 (21 Economies)
Cost to import: Border compliance (USD) <a href="#">i</a>	0	111.6	0.00 (27 Economies)
Time to import: Documentary compliance (hours) <a href="#">i</a>	1	3.5	1.0 (30 Economies)
Cost to import: Documentary compliance (USD) <a href="#">i</a>	0	25.6	0.00 (30 Economies)

出口边境合规费用：  
345美元

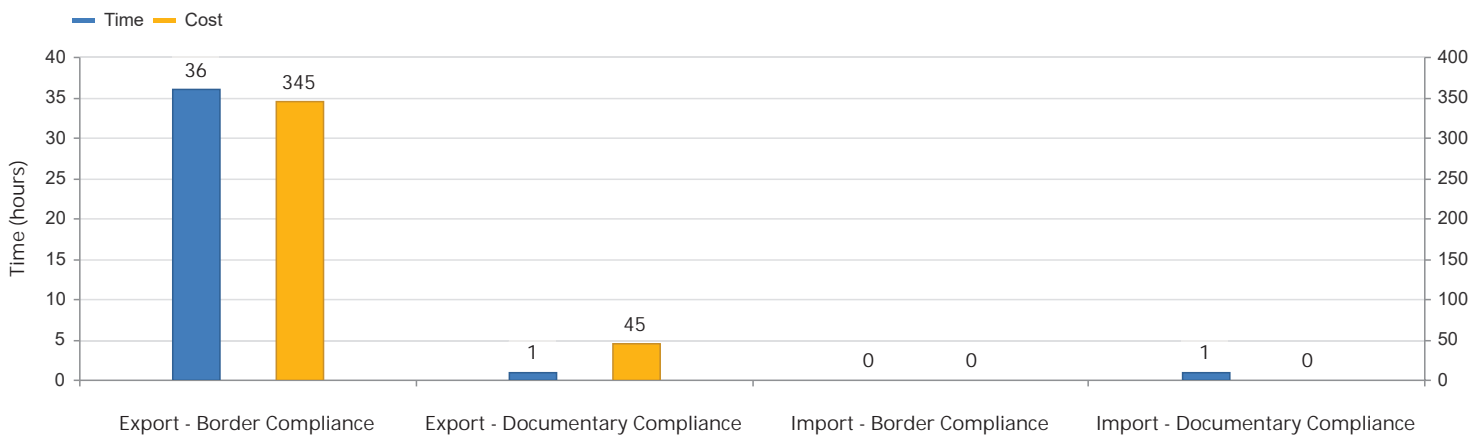
出口单证合规费用：  
45美元

▼ Figure – Trading across Borders in Germany and comparator economies – Ranking and DTF



Note: The ranking of economies on the ease of trading across borders is determined by sorting their distance to frontier scores for trading across borders. These scores are the simple average of the distance to frontier scores for the time and cost for documentary compliance and border compliance to export and import (domestic transport is not used for calculating the ranking).

▼ Figure – Trading across Borders in Germany – Time and Cost



▼ Details – Trading across Borders in Germany

Characteristics	Export	Import
-----------------	--------	--------

Characteristics	Export	Import
Product	HS 84 : Nuclear reactors, boilers, machinery and mechanical appliances; parts thereof	HS 8708: Parts and accessories of motor vehicles
Trade partner	China	Czech Republic
Border	Hamburg port	Germany- Czech Republic border crossing
Distance (km)	290	310
Domestic transport time (hours)	4	5
Domestic transport cost (USD)	600	520

**境内运输费用：600美元**

#### ▼ Details – Trading across Borders in Germany – Components of Border Compliance

	Time to Complete (hours)	Associated Costs (USD)
Export: Clearance and inspections required by customs authorities	1.0	35.0
Export: Clearance and inspections required by agencies other than customs	0.0	0.0
Export: Port or border handling	36.0	310.0
Import: Clearance and inspections required by customs authorities	0.0	0.0
Import: Clearance and inspections required by agencies other than customs	0.0	0.0
Import: Port or border handling	0.0	0.0

#### ▼ Details – Trading across Borders in Germany – Trade Documents

Export	Import
Bill of lading	Packing list
Commercial invoice	Commercial invoice
Packing list	CMR waybill
Customs Export Declaration	Intrastat
SOLAS certificate	

**附件十：欧盟马铃薯淀粉本土销售价格**

## 欧盟马铃薯淀粉本土销售价格

申请人从 ChemAnalyst 网站上获得了 2022 年 3 季度至 2023 年 2 季度欧洲马铃薯淀粉的相关价格数据如下：

单位：美元/吨

期间	价格区间	季度平均价格	申请的倾销调查期平均价格
2022 年 3 季度	918.09- 1,020 (季度增长率 11.1%)	969.05	1,096.71
2022 年 4 季度	1035-1260	1,147.50	
2023 年 1 季度	1300-1100	1,200.00	
2023 年 2 季度	1070.30 (下跌 2.7%)	1,070.30	

相关证据请参见后附的材料。

Track real-time price movement of 400+ chemical and petrochemical products for informed purchase decisions

[Home](#) / [Chemical Prices](#) / [Potato Starch](#)

## Potato Starch Price Trend and Forecast

[Get Real Time Prices](#)

[Market Overview](#)

[How we can help](#)

**[Services](#)**

[Methodology](#)

[About](#)

### Our Clients



[Market Overview](#)

### For the Quarter Ending June 2023

#### North America

In the second quarter of 2023, the US potato starch market experienced volatility. The first two months of the second quarter saw steady price gains due to hampered supply and demand dynamics. Due to increased demand from end-user suppliers, there is a moderate shortage of potato starch on domestic warehouse shelves, leading to price hikes in the market. Trade between Asia and the United States has increased since the zero-resistance policy against COVID-19 was abolished. In early June, prices finally began to fall, and the market experienced a significant slowdown in US potato starch development. The US potato starch market faced bleak market sentiment due to declining demand from local downstream industries. Amid weak demand, inventories remained excessive, forcing suppliers to sell at lower prices. Traders are reluctant to place bulk orders as prices continue to fall and are expected to be further slaughtered by big players in the US potato starch market.

#### Asia

The Potato starch market in the second quarter of 2023 in the Asia Pacific region showcased a mixed trajectory. The price was valued and accessed at USD 1245/MT FOB Tianjin as of the end of Q2 2023, representing an average quarterly decline of 1.11%. At the commencement of Q2, the prices dropped, backed by a lackluster demand outlook and sufficient supplies. In the mid of Q2, the Potato starch market showed significant price inflation due to soaring domestic and international orders. China's exports saw a better-than-expected market situation as consistent inquiries from the domestic and international markets remained above average. Also, the increased production rates to refill the

inventories with fresh stock and cater to the upcoming demand market situation remained strong. The supply of Potato starch has been somewhat constrained, due to several factors, including production disruptions in China and the ongoing war in Ukraine. This reduced supply has also contributed to the increase in prices. Later with the termination of mid-Q2, the prices fluctuated, and the prices witnessed to deflate significantly. Due to a large inventory of potato starch in the warehouse, the supplier had to reduce the price to reduce the existing inventory. In addition, this price trend was mainly due to a decrease in sales in final consumption areas, and there were no new inquiries from domestic and overseas suppliers. Demand from downstream industries such as food preservatives, plasticizers, and cosmetics has declined in recent months.

## Europe

The second quarter of 2023 saw volatility in the European market for potato starch. As the second quarter began, prices rose due to the gap between the supply and demand side of the market. The price hike was exacerbated by a national surge in domestic inquiries. However, dealer inventories were sufficient to cover gross demand for the month. That said, another factor supporting this increased demand for potato starch is the appreciation of the Euro against the US Dollar. The Euro's strength against the US dollar could make German exports more expensive for foreign buyers and reduce export sales, while imports would become cheaper for German consumers, and domestic inquiries could increase. Inflation in Europe fell to 7.4%, data show. Unexpected production cut decisions by OPEC+ members also had a positive impact on the market environment. Higher energy costs, higher production costs, and higher transportation costs all contributed to the continued strength of the market. Prices fell late in the third month (June) of the second quarter, and in a short period of time, the potato starch market experienced a significant decline. Germany's inflation rate fell to 7.4% in March 2023, according to a report from the Federal Statistical Office. Also, with the arrival of the monsoon season, restocking was halted as buyers delayed large orders, increasing the risk of damage. Suppliers have delivered potato starch at low prices, but buyers are still waiting for further price cuts from production plants. Suppliers lowered their asking prices for potato starch on the German spot market due to a domino effect caused by weak demand and increased stocks of potato starch.

### For the Quarter Ending March 2023

#### North America

In the North American region, Potato Starch followed the fluctuating price trajectory in the first quarter of 2023. With prices climbing in January, the US Potato Starch market got the first quarter off to a better start. Rising import costs from EU nations put pressure on Potato Starch prices in the US. Additionally, the market for the product was harmed by rising inflation and rising feedstock prices for potatoes. However, these values subsequently fell in February due to downstream companies' strong wait-and-see stance, which compelled US suppliers to lower their pricing to increase orders. By the conclusion of the quarter, the product's price had decreased as a result of decreased demand from the downstream pharmaceutical business and available inventories. Thus, rising to USD 1340/MT in March from USD 1200/MT in January, an unstable market was seen in the prices of Potato Starch.

#### Asia- Pacific

In the first quarter of 2023, Potato Starch prices in the Asia Pacific region experienced a swing in the market, supported by a lingering downstream demand from a variety of end-user pharmaceutical and food sectors. With prices climbing sharply to USD 1360/MT as a result of cost transmission in some areas, the Potato Starch market in China got off to a strong start for the quarter. Due to the inadequate supply of potatoes as a feedstock among Chinese producers, Potato Starch inventories decreased at the forefront of delayed production operations in the domestic market. Prior to plummeting in March, prices began to stabilize towards the lower side as November rolled around. The majority of downstream starch transactions kept a staunch wait-and-see attitude as a result of the significant decline in Potato Starch pricing that took place in H1 of Q1. Thus, by the end of Q1, the FOB Shanghai prices for Potato Starch in China were assessed at USD 1290/MT.

## Europe

In the European region, the price of Potato Starch displayed fluctuating price trajectory during the entire first quarter of 2023. The price fluctuated from USD 1300/MT in January to USD 1100/MT in March. Reduced potato production in the European Union had an impact on how Potato Starch was processed in the manufacturing unit. Within a fairly short period of time, the oversupply of starch on the German market was replaced by scarcity. The majority of Potato Starch manufacturers in Germany struggled to supply their current customers, which left them with almost no room for new clients. Trade sources report that there has been a healthy and rising demand from end-user industries over the last month, including the local and global food and pharmaceutical sectors, with values in Germany edging up.

2023年1季度价格1100美元/吨  
至1300美元/吨

### For the Quarter Ending December 2022

#### North America

In the North American region, Potato Starch followed the seesaw price trajectory in the fourth quarter of 2022. The US Potato Starch market started the quarter on a higher note, with prices rising upto 1.2% in October. In the USA, Potato Starch price pressure came from rising import costs from EU countries. Moreover, increasing inflation and surging feedstock Potato prices also impacted the product market. However, these values eventually decreased in November as downstream entities were in a solid wait-and-see attitude, forcing US suppliers to cut their prices to increase orders. By the end of the year, soaring demand from the downstream pharmaceutical industry for the product, coupled with a shortage of inventories, resulted in a price increase. Thus, rising to USD 1310/MT in December from USD 1280/MT in November, a gain of 2.3% was seen in the prices of Potato Starch.

#### Asia- Pacific



In the fourth quarter of 2022, Potato Starch prices in the Asia Pacific region experienced a swing in the market, supported by a lingering downstream demand from a variety of end-user pharmaceutical and food sectors. The Potato Starch market in China started the quarter off well, with prices rising significantly to USD 1360/MT as a result of cost transmission in some parts. Potato starch inventories shrank at the forefront of slow production activities in the domestic market due to the low supply of feedstock Potato among Chinese manufacturers. Entering November, prices started to stabilize towards the lower side before falling 2.2% in December. Because of the sharp drop in potato starch prices that occurred in H2 of Q4, most downstream starch transactions maintained a strong wait-and-see stance. Thus, by the end of Q4, the FOB Shanghai prices for Potato Starch in China were assessed at USD 1320/MT.

#### Europe

In the European region, the price of Potato Starch displayed an upward price trajectory during the entire fourth quarter of 2022. The price escalated from USD 1035/MT in October to USD 1260/MT in December. Lower domestic and EU production of feedstock Potatoes impacted the processing of Potato Starch in the manufacturing unit. In the German starch market, the situation turned from oversupply to shortage within a very short time. Most producers of potato starch in Germany faced instability in supplying current clients and virtually left less for new customers. As per trade sources, a healthy and increasing demand throughout the quarter from the end-user industries, including the domestic and international food and pharmaceutical sectors, with values in Germany nudging up.

2022年4季度价格1035美元/吨  
至1260美元/吨

#### For The Quarter Ending September 2022

##### North America

In the North American region, the Potato Starch price trend followed an upward trajectory in the third quarter of 2022 due to increased demand from the downstream sector and limited stock among domestic merchants. However, Potato Starch inventories were low in the domestic market due to lesser imports from Germany and the Netherlands on the back of reduced production after the climatic change. Moreover, the purchasing activities were high due to surging offtakes from end-user pharmaceutical and food sectors. Therefore, the CFR New York prices for Potato Starch in the United States displayed a 7.8% increment by the end of Q3, with prices assembling at USD 1285/MT.

##### Asia- Pacific

In the Asia Pacific, the prices of Potato Starch witnessed a seesaw sentiment in the market during the third quarter of 2022, backed by the hovered downstream demand for Potato Starch from various end-user pharmaceutical and food industries. With entering the quarter, the Potato Starch market opened on a good note, with prices rising considerably amidst positive domestic trade entities. However, the feedstock potato prices as a whole increased, as did the cost of producing Potato Starch. Towards H2 of Q3, the Potato Starch prices suddenly decreased due to shrinking demand, and most downstream starch trades kept a solid wait-and-see attitude. To secure shipment, producers cut the price marginally, resulting in a modest decline in the overall cost of domestic Potato Starch. Thus, by the end of Q3, the FOB Shanghai prices for Potato Starch in China were assessed at USD 1320/MT.

#### Europe

The price of Potato Starch in Q3 2022 saw an upward movement due to the tight supply of starch at the forefront of low production activities. Also, the surge in feedstock Potato prices on the back of disrupted production influenced the prices of Potato Starch to increase up to 11.1%. However, Potato Starch inventories were low due to a reduced supply of feedstock potatoes amidst the high temperatures in the country. Moreover, strong demand fundamentals from various downstream pharmaceutical and food sectors were noticed. Therefore, traders increased the export price to regain their margin by fulfilling the consistent order of overseas buyers from the existing inventories manufacturers have. Thus, the price of Potato Starch in Germany settled at USD 1020/MT in September 2022.

2020年3季度价格呈增长趋势，季度增幅  
11.1%，9月份价格为1020美元/吨

#### How we can help

ChemAnalyst tackles the primary difficulty areas of the worldwide chemical, petroleum, pharmaceutical, and petrochemical industries, empowering decision-makers to make informed decisions. It examines and analyses geopolitical risks, environmental concerns, raw material availability, supply chain functioning, and technological disruption. It focuses on market volatility and guarantees that clients manage obstacles and hazards effectively and efficiently. ChemAnalyst's primary expertise has been data timeliness and accuracy, benefiting both local and global industries by tuning in to real-time data points to execute multibillion-dollar projects internationally.

#### Services

MARKET ANALYSIS

PRICING ANALYSIS

COMPANY PROFILE

## NEWS & DEALS

### Methodology

ChemAnalyst collects information through primary research surveys conducted with various Potato Starch manufacturers from the domestic and international markets, suppliers, and dealers or distributors to gain insights into value chains and the demand-supply scenario to assess the market situation. A thorough examination of the company's annual reports and third-party sources, such as an intensive search of trustworthy paid databases, including our internal database, is performed to validate the facts. All information gathered is reviewed, assessed, and presented in chronological sequence to provide a relevant and clear picture of the market.

Our committed industry specialists meticulously watch and analyze different aspects of the Global Potato Starch market. The team examines numerous industrial segments and strategic perspectives and gives a long-term study of the industry's performance. This would allow our clients to plan their future investments more effectively, manage risk, comprehend cost dynamics, and strike a balance in the face of market volatility.

A critical analysis of the influence of the COVID-19 pandemic on global supply chains, shifts in demand patterns, and changes in consumer purchasing behavior worldwide.

Several active development projects across sectors are monitored, followed by specifics of essential initiatives in the development stage that might affect the Global Potato Starch market favorably or adversely.

Pricing is gathered through extensive primary interviews with domestic and foreign producers, traders, importers, and customers daily, weekly, monthly, and yearly.

Finally, Potato Starch market segments are examined, and regional demand patterns are followed.

### About

Potato Starch is naturally-occurring biopolymer glucose that polymerizes into amylose and amylopectin. It is extracted from potatoes forming a densely-packed, semicrystalline, B-type structure. Potato starch is a fine white powder considered an odorless, tasteless, non-toxic, and non-irritant substance. It is used in the pharmaceutical industry for various purposes, such as an excipient, a tablet and capsule disintegrant, a binder, or a glidant. Disintegrants allow tablets and capsules to break down into smaller fragments (dissolve) to release the drug for absorption. Potato Starch also absorbs water quickly, allowing tablets to disintegrate. It is also used in food manufacturing for processing and as a stabilizer or thickener. Major exporters of Potato Starch are Germany, Netherlands, France, and China.

#### Product Specific Details

CAS No:	9005-25-8
HS Code:	11081300
Grade:	Pharma Excipient
Contract Size:	25 kg
Packaging Type:	Paper bag

Get real-time pricing intelligence for different pharmaceutical products traded worldwide under mentioned Incoterms:

**Incoterms: FOB/CFR/CIF/Ex-Works/ Ex-Location**

#### Incoterms Definitions -

**CFR** - The price at which a country imports a commodity, which includes the cost of the commodity and freight charges.

**FOB** - The price at which a country is exporting its commodities.

**FD (Free Del.)** - Price deals are valid for free delivered commodities sold in the sphere of 300 sq. km in NWE (Northwest Europe).

**Ex-works** - These are the actual factory price which does not include any logistics charges.

**Ex-Location** - These are the prices of traders/suppliers/distributors for domestic trade purposes.

**Taxes** - The prices shown on the portal are exclusive of all taxes such as GST or VAT

该价格不包括任何税费如货物服务税或增值税

**Discounts** - ChemAnalyst does not consider relevant bulk, trade, or contract discounts.

#### Countries Covered:

- China
- India
- USA
- Germany
- Denmark
- Indonesia



Home / News



Search News

## Weather Shift Notches Up Crop Production, Benefitting the European Potato Starch Market

20-Apr-2023 5:52 PM Journalist: Rene Swann

**Germany:** The Potato Starch market in the European region continues to exhibit a negative price trajectory. The drop in feedstock potato costs brought on by large production due to a strong supply of starch ahead of high production levels caused the price of Potato Starch to fall by up to 2.7% in April 2023. Due to the favorable temperatures in the region, which have facilitated simple logistics and shipping, the supply of vegetables, particularly potatoes, has recently increased. The sharp decline in domestic agricultural product prices has also aided the price drop for potatoes.

2023年4月价格下跌2.7%

After a protracted, dry, and hot summer, the North-Western European Potato Growers (NEPG) zone's potato production has increased, helping the supply of Potato Starch to restore its downward pace. Germany and other European countries, including Ireland, produced more potatoes overall despite increased acreage due to climate change. Furthermore, until January 2023, summer heat waves have a negative impact on product quality and storage problems. Despite the fact that output has increased since February 2023 of this year, according to ChemAnalyst statistics, this has not stopped Potato Starch prices from falling in the domestic German market.

Given the substantial stocks in the production facility, European exports of Potato Starch surged. Overall, Potato Starch exports still show a small increase, but prices are falling due to plentiful supply and steady demand from outside markets. Manufacturers have done the same as traders, who reduced the export price to destock their commodities by filling recurring orders from foreign purchasers using existing stocks.

ChemAnalyst predicts a reduction in potato starch prices in the coming months. Inventory accessibility will result in a supply of Potato Starch being available in the local market, improving price trends. Potato Starch prices may also be lowered by acceptable demand fundamentals from a variety of downstream pharmaceutical and food sectors. Furthermore, considering the unstable market dynamics and unpredictable climate variability in Germany, it is also projected that prices may differ from forecasts.

## Related News

### Potato Starch Prices Show Oscillating Trend in September 2023 Amidst Global Market Fluctuations

11-Oct-2023 3:22 PM Journalist: Motoki Sasaki

### Price Drop in Potato Starch Market Creates Ripples Across Industries in the United States

11-Aug-2023 1:56 PM Journalist: Patrick Knight

## 附件十一：汇率统计

## 汇率统计

申请人获得相关期间美元兑人民币、欧元兑美元汇率如下：

### (1) 美元兑人民币汇率

期间	平均	1月	2月	3月	4月	5月	6月	7月	8月	9月	10月	11月	12月
2019年	6.8967	6.7897	6.7364	6.7093	6.7151	6.8524	6.8820	6.8752	7.0214	7.0785	7.0702	7.0177	7.0128
2020年	6.8996	6.9172	6.9923	7.0119	7.0686	7.0986	7.0867	7.0088	6.9346	6.8148	6.7111	6.6088	6.5423
2021年	6.4512	6.4771	6.4602	6.5066	6.5204	6.4316	6.4228	6.4741	6.4772	6.4599	6.4192	6.3953	6.3700
2022年	6.7208	6.3588	6.3470	6.3457	6.4280	6.7071	6.6991	6.7324	6.7949	6.9621	7.1287	7.1628	6.9833
2022年1-6月	6.4810	6.3588	6.3470	6.3457	6.4280	6.7071	6.6991						
2023年1-6月	6.9252	6.7976	6.8296	6.8982	6.8852	6.9912	7.1492						

数据来源：中国人民银行调查统计司网站

### (2) 欧元兑美元汇率

申请人从INVESTING.COM网站获得了2022年7月至2023年6月欧元兑美元的汇率为 1.0497。

相关证据请参见后附的材料。

汇率  
Exchange Rate

项目 Item	2019.01	2019.02	2019.03	2019.04	2019.05	2019.06	2019.07	2019.08	2019.09	2019.10	2019.11	2019.12
一特别提款权单位折合人民币元 (期末数) Yuan per SDR ( End of Period )	9.3882	9.3526	9.3479	9.3242	9.5045	9.5573	9.4685	9.6907	9.6426	9.7293	9.6512	9.6975
一美元折合人民币 (期末数) Yuan per US Dollar ( End of Period )	6.7025	6.6901	6.7335	6.7286	6.8992	6.8747	6.8841	7.0879	7.0729	7.0533	7.0298	6.9762
一美元折合人民币 (平均数) Yuan per US Dollar ( Period Average )	6.7897	6.7364	6.7093	6.7151	6.8524	6.882	6.8752	7.0214	7.0785	7.0702	7.0177	7.0128

汇率  
Exchange Rate

项目 Item	2020.01	2020.02	2020.03	2020.04	2020.05	2020.06	2020.07	2020.08	2020.09	2020.10	2020.11	2020.12
一特别提款权单位折合人民币元 (期末数) Yuan per SDR ( End of Period )	9.5616	9.6138	9.6801	9.6390	9.8049	9.7236	9.8710	9.7282	9.5836	9.4556	9.4167	9.4120
一美元折合人民币 (期末数) Yuan per US Dollar ( End of Period )	6.8876	7.0066	7.0851	7.0571	7.1316	7.0795	6.9848	6.8605	6.8101	6.7232	6.5782	6.5249
一美元折合人民币 (平均数) Yuan per US Dollar ( Period Average )	6.9172	6.9923	7.0119	7.0686	7.0986	7.0867	7.0088	6.9346	6.8148	6.7111	6.6088	6.5423

汇率  
Exchange Rate

项目 Item	2021.01	2021.02	2021.03	2021.04	2021.05	2021.06	2021.07	2021.08	2021.09	2021.10	2021.11	2021.12
一特别提款权单位折合人民币元 (期末数) Yuan per SDR ( End of Period )	9.3096	9.3069	9.2973	9.2986	9.2118	9.2131	9.2253	9.2007	9.1061	9.0449	8.9253	8.916
一美元折合人民币 (期末数) Yuan per US Dollar ( End of Period )	6.4709	6.4713	6.5713	6.4672	6.3682	6.4601	6.4602	6.4679	6.4854	6.3907	6.3794	6.3757
一美元折合人民币 (平均数) Yuan per US Dollar ( Period Average )	6.4771	6.4602	6.5066	6.5204	6.4316	6.4228	6.4741	6.4772	6.4599	6.4192	6.3953	6.37

汇率  
Exchange Rate

项目 Item	2022. 01	2022. 02	2022. 03	2022. 04	2022. 05	2022. 06	2022. 07	2022. 08	2022. 09	2022. 10	2022. 11	2022. 12
一特别提款权单位折合人民币元 (期末数) Yuan per SDR ( End of Period )	8.8509	8.8028	8.7682	8.8544	8.9906	8.8892	8.906	8.9707	9.0817	9.3589	9.3904	9.2973
一美元折合人民币 (期末数) Yuan per US Dollar ( End of Period )	6.3746	6.3222	6.3482	6.6177	6.6607	6.7114	6.7437	6.8906	7.0998	7.1768	7.1769	6.9646
一美元折合人民币 (平均数) Yuan per US Dollar ( Period Average )	6.3588	6.347	6.3457	6.428	6.7071	6.6991	6.7324	6.7949	6.9621	7.1287	7.1628	6.9833

汇率  
Exchange Rate

项目 Item	2023. 01	2023. 02	2023. 03	2023. 04	2023. 05	2023. 06	2023. 07	2023. 08	2023. 09	2023. 10	2023. 11	2023. 12
一特别提款权单位折合人民币元 (期末数) Yuan per SDR ( End of Period )	9.1061	9.2282	9.2398	9.3256	9.4366	9.6567						
一美元折合人民币 (期末数) Yuan per US Dollar ( End of Period )	6.7604	6.9519	6.8717	6.9240	7.0821	7.2258						
一美元折合人民币 (平均数) Yuan per US Dollar ( Period Average )	6.7976	6.8296	6.8982	6.8852	6.9912	7.1492						

## EUR/USD - Euro US Dollar

Real-time Currencies ▼★ [Add to Watchlist](#)
↓ **1.0709** **-0.0006 (-0.06%)**
🕒 23:11:55 - Real-time Data. Currency in USD ([Disclaimer](#))
Prev. Close: **1.0715**Bid/Ask: **1.0707 / 1.0711**Day's Range: **1.0705 - 1.0723**

Type: Currency Group: Major Base: Euro Second: US Dollar

[General](#) [Chart](#) [News & Analysis](#) [Technical](#) [Forum](#)
[Overview](#) | [Forward Rates](#) | [Historical Data](#) | [Related Instruments](#) | [Options](#) | [Currency Converter](#) | [Contracts](#)
EUR/USD Historical Data iTime Frame: **2022年7月至2023年6月欧元兑美元平均汇率为1.0497**Monthly ▼
↓ [Download Data](#)
07/01/2022 - 06/30/2023 📅

Date ↕	Price ↕	Open ↕	High ↕	Low ↕	Vol. ↕	Change % ↕
07/01/2022	1.0218	1.0481	1.0487	0.9952		-2.52%
08/01/2022	1.0057	1.0218	1.0369	0.9900		-1.58%
09/01/2022	0.9799	1.0055	1.0199	0.9535		-2.57%
10/01/2022	0.9883	0.9800	1.0094	0.9632		+0.86%
11/01/2022	1.0405	0.9882	1.0497	0.9729		+5.28%
12/01/2022	1.0702	1.0407	1.0737	1.0393		+2.85%
01/01/2023	1.0862	1.0702	1.0930	1.0483		+1.50%
02/01/2023	1.0576	1.0864	1.1034	1.0532		-2.63%
03/01/2023	1.0839	1.0576	1.0931	1.0516		+2.49%
04/01/2023	1.1020	1.0847	1.1096	1.0788		+1.67%
05/01/2023	1.0688	1.1035	1.1092	1.0634		-3.01%
06/01/2023	1.0910	1.0690	1.1012	1.0661		+2.08%
Highest: 1.1096	Lowest: 0.9535	Difference: 0.1560	Average: 1.0497	Change %: 4.0832		



**附件十二：欧盟马铃薯淀粉对外出口统计数据**

(1) 欧盟马铃薯淀粉产品的对外出口情况-年度

单位：吨

期间	欧盟统计局统计的欧盟 27 国总出口量	欧盟统计局统计的欧盟 27 国对中国出口量	中国海关统计的自欧盟进口量	调整后的欧盟 27 国出口量
2019 年	271,110.24	5,504.36	27,195.96	292,801.85
2020 年	303,557.29	7,370.93	37,453.63	333,639.99
2021 年	412,466.26	19,240.52	78,285.03	471,510.77
2022 年	355,574.62	19,014.93	30,755.08	367,314.77
2022 年 1-6 月	179,969.42	7,677.91	11,670.38	183,961.89
2023 年 1-6 月	194,249.03	9,436.78	10,234.13	195,046.38

根据申请人的了解，欧盟统计局（EUROSTAT）统计的欧盟马铃薯淀粉出口量中，出于保护商业秘密的原因，对艾维贝等企业的出口数据做了保密处理，因此欧盟统计局统计的欧盟 27 国总出口量数据偏小。

根据最佳可获得信息的原则，申请人对欧盟统计局统计的欧盟 27 国对中国出口量数据做了调整，用中国海关统计的自欧盟的进口数量替代欧盟统计局统计的欧盟 27 国对中国出口量，并由此计算调整后的欧盟 27 国出口量。

因此，调整后的欧盟 27 国出口量 = 欧盟统计局统计的欧盟 27 国总出口量 - 欧盟统计局统计的欧盟 27 国对中国出口量 + 中国海关统计的自欧盟进口量。

欧盟统计局相关数据请参见后附的材料。

中国海关数据请参见附件七。

(2) 申请的倾销调查期内欧盟马铃薯淀粉对第三国（地区）低价出口情况

贸易伙伴	出口数量 (吨)	出口金额 (欧元)	出口价格 (欧元/吨)	出口价格 (美元/吨)	正常价值 (美元/吨)	价格差额 (美元/吨)
对第三国（地区） 合计出口	349,152					
对第三国（地区） 低价出口量	254,148					
第三国（地区） 倾销数量占比	73%					
EU27_2020_EXTRA Extra-EU27 (= 'WORLD' - 'EU27_2020_INTRA')	369,854	346,725,720	937	984	1,035	-51
US United States (incl. Navassa Island (part of 'UM') from 1995 -> 2000)	73,942	70,145,637	949	996	1,035	-39
KR Korea, Republic of (South Korea)	61,669	55,040,666	893	937	1,035	-98
GB United Kingdom	28,471	28,218,947	991	1,040	1,035	6
MX Mexico	16,795	17,074,060	1,017	1,067	1,035	32
PE Peru	14,233	12,319,840	866	909	1,035	-126
RU Russian Federation (Russia)	12,409	13,655,069	1,100	1,155	1,035	120
TW Taiwan,China	12,088	11,066,600	915	961	1,035	-74
JP Japan	11,504	9,770,956	849	892	1,035	-143
PH Philippines	9,826	9,519,691	969	1,017	1,035	-18
HK Hong Kong,China	9,672	8,879,937	918	964	1,035	-71
VN Viet Nam (incl. North Viet Nam 'VD' from 1977)	8,196	6,565,968	801	841	1,035	-194
TH Thailand	7,405	7,096,893	958	1,006	1,035	-29
TR Türkiye	6,733	6,644,278	987	1,036	1,035	1
UZ Uzbekistan	6,101	5,092,607	835	876	1,035	-159
AU Australia	6,010	6,054,565	1,007	1,057	1,035	23
ID Indonesia (incl. East Timor 'TP' from 1977 -> 2000)	5,028	4,301,568	855	898	1,035	-137
CA Canada	4,313	3,837,018	890	934	1,035	-101
DZ Algeria	3,851	3,875,087	1,006	1,056	1,035	21
CO Colombia	3,635	3,283,728	903	948	1,035	-87
AR Argentina	2,737	2,779,561	1,016	1,066	1,035	31

BY Belarus (Belorussia)	2,532	2,380,912	940	987	1,035	-48
MY Malaysia	2,490	2,229,356	895	940	1,035	-95
EG Egypt	2,473	2,492,028	1,008	1,058	1,035	23
CH Switzerland (incl. Liechtenstein 'LI' -> 1994)	2,421	2,692,017	1,112	1,167	1,035	132
SG Singapore	2,071	1,980,037	956	1,003	1,035	-32
IL Israel (incl. West Bank and Gaza Strip 'XP' -> 1994)	2,036	2,005,290	985	1,034	1,035	-1
XS Serbia	1,834	1,918,298	1,046	1,098	1,035	63
JO Jordan	1,778	1,674,973	942	989	1,035	-46
ZA South Africa (incl. Namibia 'NA' -> 1989)	1,684	1,774,057	1,054	1,106	1,035	71
BR Brazil	1,521	1,423,699	936	982	1,035	-53
BD Bangladesh	1,463	1,355,571	926	972	1,035	-62
KZ Kazakhstan	1,462	1,443,466	987	1,036	1,035	1
CR Costa Rica	1,444	1,352,774	937	984	1,035	-51
EC Ecuador	1,364	1,176,117	863	905	1,035	-129
VE Venezuela, Bolivarian Republic of	1,300	1,213,889	933	980	1,035	-55
NZ New Zealand	1,286	1,532,022	1,191	1,250	1,035	215
HN Honduras	1,081	947,829	877	920	1,035	-115
PK Pakistan	976	908,028	930	977	1,035	-58
IN India	970	903,626	932	978	1,035	-57
PS Occupied Palestinian Territory (West Bank (incl. East Jerusalem) and Gaza Strip)	921	909,468	988	1,037	1,035	2
DO Dominican Republic	909	861,970	948	995	1,035	-40
CL Chile	742	761,216	1,025	1,076	1,035	41
PY Paraguay	690	679,058	985	1,034	1,035	-1
SV El Salvador	682	674,610	989	1,038	1,035	3
SA Saudi Arabia	622	586,639	943	990	1,035	-45
CU Cuba	621	747,610	1,203	1,263	1,035	228
AE United Arab Emirates	617	568,673	922	968	1,035	-67
LB Lebanon	586	588,937	1,004	1,054	1,035	19
GE Georgia	555	551,192	993	1,042	1,035	8
UY Uruguay	508	419,708	826	867	1,035	-168
MA Morocco	444	452,479	1,019	1,070	1,035	35
GT Guatemala	364	361,541	992	1,042	1,035	7

AL Albania	360	342,066	949	996	1,035	-39
MN Mongolia	351	341,049	972	1,020	1,035	-15
MK North Macedonia	344	351,315	1,021	1,072	1,035	37
TJ Tajikistan	312	299,500	959	1,007	1,035	-28
UA Ukraine	238	325,065	1,365	1,433	1,035	398
YE Yemen (incl. South Yemen 'YD' from 1991)	234	216,123	925	971	1,035	-64
AO Angola	225	319,070	1,419	1,489	1,035	454
MD Moldova, Republic of	219	184,608	842	884	1,035	-151
PA Panama (incl. Panama Canal Zone 'PZ' from 1981)	206	206,239	1,003	1,052	1,035	17
AM Armenia	173	175,022	1,011	1,062	1,035	27
OM Oman	145	133,399	920	966	1,035	-69
SN Senegal	143	120,992	846	888	1,035	-147
BA Bosnia and Herzegovina	131	129,939	994	1,044	1,035	9
KH Cambodia	126	125,295	994	1,044	1,035	9
SY Syrian Arab Republic (Syria)	120	107,400	893	937	1,035	-97
QV Countries and territories not specified within the framework of intra-Union trade	72	70,732	988	1,037	1,035	2
KG Kyrgyzstan	64	66,084	1,028	1,079	1,035	44
AZ Azerbaijan	63	56,971	903	948	1,035	-87
NI Nicaragua	61	60,456	991	1,040	1,035	5
BN Brunei Darussalam	60	52,149	869	912	1,035	-123
KW Kuwait	50	55,133	1,097	1,152	1,035	117
TM Turkmenistan	47	43,531	926	972	1,035	-63
TT Trinidad and Tobago	41	37,547	916	961	1,035	-74
NG Nigeria	31	29,256	944	991	1,035	-44
KE Kenya	30	37,204	1,225	1,286	1,035	251
QA Qatar	28	31,187	1,112	1,167	1,035	132
NO Norway (incl. Svalbard and Jan Mayen 'SJ' -> 1994 and again from 1997)	25	26,893	1,086	1,140	1,035	105
IS Iceland	24	27,224	1,128	1,184	1,035	150
IQ Iraq	21	23,276	1,108	1,163	1,035	129
ML Mali	20	17,984	895	939	1,035	-95

MM Myanmar (Burma)	18	13,902	794	834	1,035	-201
PF French Polynesia	18	18,626	1,064	1,117	1,035	82
LY Libya	18	22,000	1,257	1,320	1,035	285
ME Montenegro	15	16,238	1,061	1,114	1,035	79
GA Gabon	15	38,005	2,546	2,672	1,035	1,638
BJ Benin	13	20,393	1,546	1,623	1,035	588
QW Countries and territories not specified within the framework of extra-Union trade	6	8,759	1,453	1,525	1,035	490
CV Cabo Verde	5	12,535	2,728	2,863	1,035	1,829
BH Bahrain	4	4,345	1,086	1,140	1,035	105
NC New Caledonia	3	6,569	2,469	2,591	1,035	1,556
TN Tunisia	2	4,187	2,701	2,835	1,035	1,801
BF Burkina Faso	1	1,840	1,405	1,474	1,035	439
CW Curaçao	1	1,069	890	934	1,035	-101
GI Gibraltar	1	1,817	1,745	1,832	1,035	797
LK Sri Lanka	1	5,644	5,736	6,021	1,035	4,986
MZ Mozambique	1	1,947	2,968	3,115	1,035	2,081
MU Mauritius	1	666	1,332	1,398	1,035	363
AD Andorra	0	1,240	3,669	3,851	1,035	2,816
SR Suriname	0	221	888	932	1,035	-103
CG Congo	0	273	1,832	1,923	1,035	888
GW Guinea-Bissau	0	967	8,482	8,904	1,035	7,869
CM Cameroon	0	308	2,775	2,913	1,035	1,878
SX Sint Maarten (Dutch part)	0	86	1,147	1,204	1,035	169
QS Stores and provisions within the framework of extra-Union trade	0	156	3,000	3,149	1,035	2,114
GQ Equatorial Guinea	0	86	2,688	2,821	1,035	1,786
CI Côte d'Ivoire (Ivory Coast)	0	303	10,821	11,359	1,035	10,324
CD Congo, Democratic Republic of	0	48	1,920	2,015	1,035	981
CF Central African Republic	0	53	2,944	3,091	1,035	2,056
BQ Bonaire, Sint Eustatius and Saba	0	8	1,000	1,050	1,035	15
BL Saint Barthélemy	0	17	2,833	2,974	1,035	1,939
TG Togo	0	8	2,667	2,799	1,035	1,764
GN Guinea	0	86	28,667	30,090	1,035	29,055

PM St Pierre and Miquelon	0	9	3,000	3,149	1,035	2,114
XK Kosovo	0	7	7,000	7,348	1,035	6,313

注：2022年6月至2023年7月欧元兑美元汇率为1.0497，请参见“附件十一：汇率统计”

2022年6月至2023年7月欧盟马铃薯淀粉出口相关数据请参见后附的材料。

Extracted on 2023/10/07 03:40:22

[Back to TOC](#)

PRODUCT	REPORTER	FLOW	PERIOD	PARTNER/INDICATORS	VALUE IN EUROS - VALUE IN EUROS	QUANTITY IN 100KG - QUANTITY IN 100KG
11081300 Potato starch	EU27_2020 European U	2 EXPORT	201952 Jan.-Dec. 2019	EU27_2020 EXTRA Extra	213,847,145	2,711,102.40
11081300 Potato starch	EU27_2020 European U	2 EXPORT	202052 Jan.-Dec. 2020	EU27_2020 EXTRA Extra	204,888,197	3,035,572.94
11081300 Potato starch	EU27_2020 European U	2 EXPORT	202152 Jan.-Dec. 2021	EU27_2020 EXTRA Extra	236,471,768	4,124,662.57
11081300 Potato starch	EU27_2020 European U	2 EXPORT	202252 Jan.-Dec. 2022	EU27_2020 EXTRA Extra	274,060,464	3,555,746.20
11081300 Potato starch	EU27_2020 European U	2 EXPORT	202201 Jan. 2022	EU27_2020 EXTRA Extra	19,841,874	289,470
11081300 Potato starch	EU27_2020 European U	2 EXPORT	202202 Feb. 2022	EU27_2020 EXTRA Extra	19,774,662	288,638
11081300 Potato starch	EU27_2020 European U	2 EXPORT	202203 Mar. 2022	EU27_2020 EXTRA Extra	20,095,431	298,654
11081300 Potato starch	EU27_2020 European U	2 EXPORT	202204 Apr. 2022	EU27_2020 EXTRA Extra	18,068,225	257,386
11081300 Potato starch	EU27_2020 European U	2 EXPORT	202205 May. 2022	EU27_2020 EXTRA Extra	22,689,017	315,201
11081300 Potato starch	EU27_2020 European U	2 EXPORT	202206 Jun. 2022	EU27_2020 EXTRA Extra	25,965,406	350,345
11081300 Potato starch	EU27_2020 European U	2 EXPORT	202207 Jul. 2022	EU27_2020 EXTRA Extra	25,277,777	325,514
11081300 Potato starch	EU27_2020 European U	2 EXPORT	202208 Aug. 2022	EU27_2020 EXTRA Extra	23,300,330	280,772
11081300 Potato starch	EU27_2020 European U	2 EXPORT	202209 Sep. 2022	EU27_2020 EXTRA Extra	24,493,453	303,356
11081300 Potato starch	EU27_2020 European U	2 EXPORT	202210 Oct. 2022	EU27_2020 EXTRA Extra	27,420,738	320,028
11081300 Potato starch	EU27_2020 European U	2 EXPORT	202211 Nov. 2022	EU27_2020 EXTRA Extra	24,179,144	272,063
11081300 Potato starch	EU27_2020 European U	2 EXPORT	202212 Dec. 2022	EU27_2020 EXTRA Extra	22,954,407	254,318
11081300 Potato starch	EU27_2020 European U	2 EXPORT	202301 Jan. 2023	EU27_2020 EXTRA Extra	31,315,090	323,440
11081300 Potato starch	EU27_2020 European U	2 EXPORT	202302 Feb. 2023	EU27_2020 EXTRA Extra	26,350,187	254,424
11081300 Potato starch	EU27_2020 European U	2 EXPORT	202303 Mar. 2023	EU27_2020 EXTRA Extra	35,593,491	335,526
11081300 Potato starch	EU27_2020 European U	2 EXPORT	202304 Apr. 2023	EU27_2020 EXTRA Extra	31,468,769	300,257
11081300 Potato starch	EU27_2020 European U	2 EXPORT	202305 May. 2023	EU27_2020 EXTRA Extra	36,466,829	353,240
11081300 Potato starch	EU27_2020 European U	2 EXPORT	202306 Jun. 2023	EU27_2020 EXTRA Extra	37,905,505	375,604
11081300 Potato starch	EU27_2020 European U	2 EXPORT	202307 Jul. 2023	EU27_2020 EXTRA Extra	33,835,233	338,464



PRODUCT	REPORTER	FLOW	PERIOD	PARTNER/INDICATORS	VALUE IN EUROS - VALUE IN EUROS	QUANTITY IN 100KG - QUANTITY IN 100KG
11081300 Potato starch	EU27 2020 European	2 EXPORT	202207 Jul. 2022	AD Andorra	62	0
11081300 Potato starch	EU27 2020 European	2 EXPORT	202207 Jul. 2022	AE United Arab Emirates	15344	225
11081300 Potato starch	EU27 2020 European	2 EXPORT	202207 Jul. 2022	AL Albania	42717	631
11081300 Potato starch	EU27 2020 European	2 EXPORT	202207 Jul. 2022	AO Angola	23603	210
11081300 Potato starch	EU27 2020 European	2 EXPORT	202207 Jul. 2022	AR Argentina	113231	1173
11081300 Potato starch	EU27 2020 European	2 EXPORT	202207 Jul. 2022	AT Austria	203358	2584
11081300 Potato starch	EU27 2020 European	2 EXPORT	202207 Jul. 2022	AU Australia	290096	3746
11081300 Potato starch	EU27 2020 European	2 EXPORT	202207 Jul. 2022	AZ Azerbaijan	56798	630
11081300 Potato starch	EU27 2020 European	2 EXPORT	202207 Jul. 2022	BA Bosnia and Herzegovina	1310	15
11081300 Potato starch	EU27 2020 European	2 EXPORT	202207 Jul. 2022	BD Bangladesh	80300	1100
11081300 Potato starch	EU27 2020 European	2 EXPORT	202207 Jul. 2022	BE Belgium (incl. Luxembourg 'LU' -> 1998)	1213292	18829
11081300 Potato starch	EU27 2020 European	2 EXPORT	202207 Jul. 2022	BG Bulgaria	184647	2217
11081300 Potato starch	EU27 2020 European	2 EXPORT	202207 Jul. 2022	BR Brazil	8750	80
11081300 Potato starch	EU27 2020 European	2 EXPORT	202207 Jul. 2022	BY Belarus (Belorussia)	573844	7248
11081300 Potato starch	EU27 2020 European	2 EXPORT	202207 Jul. 2022	CA Canada	323116	4103
11081300 Potato starch	EU27 2020 European	2 EXPORT	202207 Jul. 2022	CG Congo	24	0
11081300 Potato starch	EU27 2020 European	2 EXPORT	202207 Jul. 2022	CH Switzerland (incl. Liechtenstein 'LI' -> 1998)	142132	2216
11081300 Potato starch	EU27 2020 European	2 EXPORT	202207 Jul. 2022	CL Chile	31786	400
11081300 Potato starch	EU27 2020 European	2 EXPORT	202207 Jul. 2022	CN China	1048481	15195
11081300 Potato starch	EU27 2020 European	2 EXPORT	202207 Jul. 2022	CO Colombia	358718	4562
11081300 Potato starch	EU27 2020 European	2 EXPORT	202207 Jul. 2022	CR Costa Rica	112093	1595
11081300 Potato starch	EU27 2020 European	2 EXPORT	202207 Jul. 2022	CU Cuba	4026	30
11081300 Potato starch	EU27 2020 European	2 EXPORT	202207 Jul. 2022	CV Cabo Verde	2593	10
11081300 Potato starch	EU27 2020 European	2 EXPORT	202207 Jul. 2022	CY Cyprus	12133	168
11081300 Potato starch	EU27 2020 European	2 EXPORT	202207 Jul. 2022	CZ Czechia	212283	1938
11081300 Potato starch	EU27 2020 European	2 EXPORT	202207 Jul. 2022	DE Germany (incl. German Democratic Republic)	3103650	47309
11081300 Potato starch	EU27 2020 European	2 EXPORT	202207 Jul. 2022	DK Denmark	2111	5
11081300 Potato starch	EU27 2020 European	2 EXPORT	202207 Jul. 2022	DO Dominican Republic	75440	1200
11081300 Potato starch	EU27 2020 European	2 EXPORT	202207 Jul. 2022	DZ Algeria	70400	800
11081300 Potato starch	EU27 2020 European	2 EXPORT	202207 Jul. 2022	EC Ecuador	134295	2200
11081300 Potato starch	EU27 2020 European	2 EXPORT	202207 Jul. 2022	EE Estonia	144214	2226
11081300 Potato starch	EU27 2020 European	2 EXPORT	202207 Jul. 2022	ES Spain (incl. Canary Islands 'XB' from 1997)	1431557	22188
11081300 Potato starch	EU27 2020 European	2 EXPORT	202207 Jul. 2022	EU27 2020 EXTRA Extra-EU27 (= 'WORLD')	25277777	325514
11081300 Potato starch	EU27 2020 European	2 EXPORT	202207 Jul. 2022	EU27 2020 INTRA Intra-EU27 (AT, BE, BG, C)	13724732	204094
11081300 Potato starch	EU27 2020 European	2 EXPORT	202207 Jul. 2022	FI Finland	4106	21
11081300 Potato starch	EU27 2020 European	2 EXPORT	202207 Jul. 2022	FR France (incl. Saint Barthelemy 'BL' -> 2007)	1004059	14715
11081300 Potato starch	EU27 2020 European	2 EXPORT	202207 Jul. 2022	GB United Kingdom	1003693	14162
11081300 Potato starch	EU27 2020 European	2 EXPORT	202207 Jul. 2022	GE Georgia	49665	640
11081300 Potato starch	EU27 2020 European	2 EXPORT	202207 Jul. 2022	GR Greece	285335	3160
11081300 Potato starch	EU27 2020 European	2 EXPORT	202207 Jul. 2022	HK Hong Kong, China	186289	2636
11081300 Potato starch	EU27 2020 European	2 EXPORT	202207 Jul. 2022	HN Honduras	121896	1800
11081300 Potato starch	EU27 2020 European	2 EXPORT	202207 Jul. 2022	HR Croatia	28008	347
11081300 Potato starch	EU27 2020 European	2 EXPORT	202207 Jul. 2022	HU Hungary	278513	2824
11081300 Potato starch	EU27 2020 European	2 EXPORT	202207 Jul. 2022	ID Indonesia (incl. East Timor 'TP' from 1977)	165688	2392
11081300 Potato starch	EU27 2020 European	2 EXPORT	202207 Jul. 2022	IE Ireland (Eire)	116378	1820
11081300 Potato starch	EU27 2020 European	2 EXPORT	202207 Jul. 2022	IL Israel (incl. West Bank and Gaza Strip 'XP')	102052	1225
11081300 Potato starch	EU27 2020 European	2 EXPORT	202207 Jul. 2022	IN India	14429	220
11081300 Potato starch	EU27 2020 European	2 EXPORT	202207 Jul. 2022	IS Iceland	800	10
11081300 Potato starch	EU27 2020 European	2 EXPORT	202207 Jul. 2022	IT Italy (incl. San Marino 'SM' -> 1993)	1727615	25993
11081300 Potato starch	EU27 2020 European	2 EXPORT	202207 Jul. 2022	JO Jordan	100144	1320
11081300 Potato starch	EU27 2020 European	2 EXPORT	202207 Jul. 2022	JP Japan	1777541	22530
11081300 Potato starch	EU27 2020 European	2 EXPORT	202207 Jul. 2022	KE Kenya	0	0
11081300 Potato starch	EU27 2020 European	2 EXPORT	202207 Jul. 2022	KR Korea, Republic of (South Korea)	4112418	59350
11081300 Potato starch	EU27 2020 European	2 EXPORT	202207 Jul. 2022	KW Kuwait	1274	12
11081300 Potato starch	EU27 2020 European	2 EXPORT	202207 Jul. 2022	KZ Kazakhstan	119371	1323
11081300 Potato starch	EU27 2020 European	2 EXPORT	202207 Jul. 2022	LB Lebanon	16625	175
11081300 Potato starch	EU27 2020 European	2 EXPORT	202207 Jul. 2022	LK Sri Lanka	3305	6
11081300 Potato starch	EU27 2020 European	2 EXPORT	202207 Jul. 2022	LT Lithuania	364928	5071
11081300 Potato starch	EU27 2020 European	2 EXPORT	202207 Jul. 2022	LU Luxembourg	10746	64
11081300 Potato starch	EU27 2020 European	2 EXPORT	202207 Jul. 2022	LV Latvia	109178	1045
11081300 Potato starch	EU27 2020 European	2 EXPORT	202207 Jul. 2022	MD Moldova, Republic of	59618	850
11081300 Potato starch	EU27 2020 European	2 EXPORT	202207 Jul. 2022	ME Montenegro	250	3
11081300 Potato starch	EU27 2020 European	2 EXPORT	202207 Jul. 2022	MK North Macedonia	38	0
11081300 Potato starch	EU27 2020 European	2 EXPORT	202207 Jul. 2022	MN Mongolia	30664	440
11081300 Potato starch	EU27 2020 European	2 EXPORT	202207 Jul. 2022	MT Malta	399	1
11081300 Potato starch	EU27 2020 European	2 EXPORT	202207 Jul. 2022	MX Mexico	830709	10724
11081300 Potato starch	EU27 2020 European	2 EXPORT	202207 Jul. 2022	MY Malaysia	110055	1553
11081300 Potato starch	EU27 2020 European	2 EXPORT	202207 Jul. 2022	MZ Mozambique	1169	4
11081300 Potato starch	EU27 2020 European	2 EXPORT	202207 Jul. 2022	NC New Caledonia	139	1
11081300 Potato starch	EU27 2020 European	2 EXPORT	202207 Jul. 2022	NG Nigeria	16518	210
11081300 Potato starch	EU27 2020 European	2 EXPORT	202207 Jul. 2022	NL Netherlands	2241947	36738
11081300 Potato starch	EU27 2020 European	2 EXPORT	202207 Jul. 2022	NO Norway (incl. Svalbard and Jan Mayen 'NP')	166	1
11081300 Potato starch	EU27 2020 European	2 EXPORT	202207 Jul. 2022	NZ New Zealand	55452	620
11081300 Potato starch	EU27 2020 European	2 EXPORT	202207 Jul. 2022	PE Peru	1488527	19457
11081300 Potato starch	EU27 2020 European	2 EXPORT	202207 Jul. 2022	PH Philippines	532240	7799
11081300 Potato starch	EU27 2020 European	2 EXPORT	202207 Jul. 2022	PL Poland	246292	3595
11081300 Potato starch	EU27 2020 European	2 EXPORT	202207 Jul. 2022	PT Portugal	175249	2070
11081300 Potato starch	EU27 2020 European	2 EXPORT	202207 Jul. 2022	PY Paraguay	91964	1100
11081300 Potato starch	EU27 2020 European	2 EXPORT	202207 Jul. 2022	QV Stores and provisions within the framework of the EU27 2020	26	0
11081300 Potato starch	EU27 2020 European	2 EXPORT	202207 Jul. 2022	QV Countries and territories not specified within the EU27 2020	4	0
11081300 Potato starch	EU27 2020 European	2 EXPORT	202207 Jul. 2022	RO Romania	175977	2147
11081300 Potato starch	EU27 2020 European	2 EXPORT	202207 Jul. 2022	RU Russian Federation (Russia)	1981925	21066
11081300 Potato starch	EU27 2020 European	2 EXPORT	202207 Jul. 2022	SA Saudi Arabia	30	0
11081300 Potato starch	EU27 2020 European	2 EXPORT	202207 Jul. 2022	SE Sweden	211801	3352
11081300 Potato starch	EU27 2020 European	2 EXPORT	202207 Jul. 2022	SG Singapore	41386	528
11081300 Potato starch	EU27 2020 European	2 EXPORT	202207 Jul. 2022	SJ Slovenia	105869	1547
11081300 Potato starch	EU27 2020 European	2 EXPORT	202207 Jul. 2022	SK Slovakia	131083	2118
11081300 Potato starch	EU27 2020 European	2 EXPORT	202207 Jul. 2022	SV El Salvador	108987	1350
11081300 Potato starch	EU27 2020 European	2 EXPORT	202207 Jul. 2022	TH Thailand	492553	6400
11081300 Potato starch	EU27 2020 European	2 EXPORT	202207 Jul. 2022	TR Türkiye	102680	1710
11081300 Potato starch	EU27 2020 European	2 EXPORT	202207 Jul. 2022	TW Taiwan, China	464071	6320
11081300 Potato starch	EU27 2020 European	2 EXPORT	202207 Jul. 2022	UA Ukraine	49503	666
11081300 Potato starch	EU27 2020 European	2 EXPORT	202207 Jul. 2022	US United States (incl. Navassa Island (part of US))	5516219	62755
11081300 Potato starch	EU27 2020 European	2 EXPORT	202207 Jul. 2022	UY Uruguay	51588	660
11081300 Potato starch	EU27 2020 European	2 EXPORT	202207 Jul. 2022	UZ Uzbekistan	486083	6030
11081300 Potato starch	EU27 2020 European	2 EXPORT	202207 Jul. 2022	VE Venezuela, Bolivarian Republic of	109894	1406
11081300 Potato starch	EU27 2020 European	2 EXPORT	202207 Jul. 2022	VN Viet Nam (incl. North Viet Nam 'VD' from 1994)	1207505	16646
11081300 Potato starch	EU27 2020 European	2 EXPORT	202207 Jul. 2022	XS Serbia	108766	1505
11081300 Potato starch	EU27 2020 European	2 EXPORT	202207 Jul. 2022	ZA South Africa (incl. Namibia 'NA' -> 1999)	54703	546
11081300 Potato starch	EU27 2020 European	2 EXPORT	202208 Aug. 2022	AE United Arab Emirates	29091	366
11081300 Potato starch	EU27 2020 European	2 EXPORT	202208 Aug. 2022	AL Albania	13209	170
11081300 Potato starch	EU27 2020 European	2 EXPORT	202208 Aug. 2022	AM Armenia	17607	211
11081300 Potato starch	EU27 2020 European	2 EXPORT	202208 Aug. 2022	AO Angola	178	1
11081300 Potato starch	EU27 2020 European	2 EXPORT	202208 Aug. 2022	AR Argentina	73873	1024
11081300 Potato starch	EU27 2020 European	2 EXPORT	202208 Aug. 2022	AT Austria	288186	3766
11081300 Potato starch	EU27 2020 European	2 EXPORT	202208 Aug. 2022	AU Australia	653401	7770
11081300 Potato starch	EU27 2020 European	2 EXPORT	202208 Aug. 2022	BA Bosnia and Herzegovina	18781	230
11081300 Potato starch	EU27 2020 European	2 EXPORT	202208 Aug. 2022	BE Belgium (incl. Luxembourg 'LU' -> 1998)	1423307	20297
11081300 Potato starch	EU27 2020 European	2 EXPORT	202208 Aug. 2022	BG Bulgaria	105360	1251

11081300 Potato starch	EU27 2020 European	2 EXPORT	202208 Aug. 2022	BR Brazil	16399	160
11081300 Potato starch	EU27 2020 European	2 EXPORT	202208 Aug. 2022	BY Belarus (Belorussia)	438466	5096
11081300 Potato starch	EU27 2020 European	2 EXPORT	202208 Aug. 2022	CA Canada	132475	1952
11081300 Potato starch	EU27 2020 European	2 EXPORT	202208 Aug. 2022	CH Switzerland (incl. Liechtenstein 'LI' -> 1998)	106915	1430
11081300 Potato starch	EU27 2020 European	2 EXPORT	202208 Aug. 2022	CI Côte d'Ivoire (Ivory Coast)	8	0
11081300 Potato starch	EU27 2020 European	2 EXPORT	202208 Aug. 2022	CL Chile	38744	410
11081300 Potato starch	EU27 2020 European	2 EXPORT	202208 Aug. 2022	CM Cameroon	308	1
11081300 Potato starch	EU27 2020 European	2 EXPORT	202208 Aug. 2022	CN China	876634	11730
11081300 Potato starch	EU27 2020 European	2 EXPORT	202208 Aug. 2022	CO Colombia	402690	5390
11081300 Potato starch	EU27 2020 European	2 EXPORT	202208 Aug. 2022	CR Costa Rica	161217	2005
11081300 Potato starch	EU27 2020 European	2 EXPORT	202208 Aug. 2022	CU Cuba	30709	230
11081300 Potato starch	EU27 2020 European	2 EXPORT	202208 Aug. 2022	CV Cabo Verde	941	4
11081300 Potato starch	EU27 2020 European	2 EXPORT	202208 Aug. 2022	CY Cyprus	26583	276
11081300 Potato starch	EU27 2020 European	2 EXPORT	202208 Aug. 2022	CZ Czechia	328354	3465
11081300 Potato starch	EU27 2020 European	2 EXPORT	202208 Aug. 2022	DE Germany (incl. German Democratic Republic)	2458292	38078
11081300 Potato starch	EU27 2020 European	2 EXPORT	202208 Aug. 2022	DK Denmark	30084	277
11081300 Potato starch	EU27 2020 European	2 EXPORT	202208 Aug. 2022	DO Dominican Republic	19717	220
11081300 Potato starch	EU27 2020 European	2 EXPORT	202208 Aug. 2022	EC Ecuador	103722	1400
11081300 Potato starch	EU27 2020 European	2 EXPORT	202208 Aug. 2022	EE Estonia	101685	1501
11081300 Potato starch	EU27 2020 European	2 EXPORT	202208 Aug. 2022	EG Egypt	119888	1569
11081300 Potato starch	EU27 2020 European	2 EXPORT	202208 Aug. 2022	ES Spain (incl. Canary Islands 'XB' from 1997)	1654148	25063
11081300 Potato starch	EU27 2020 European	2 EXPORT	202208 Aug. 2022	EU27 2020 EXTRA Extra-EU27 (= 'WORLD')	23300330	280772
11081300 Potato starch	EU27 2020 European	2 EXPORT	202208 Aug. 2022	EU27 2020 INTRA Intra-EU27 (AT, BE, BG, C)	15445176	221569
11081300 Potato starch	EU27 2020 European	2 EXPORT	202208 Aug. 2022	FI Finland	3482	37
11081300 Potato starch	EU27 2020 European	2 EXPORT	202208 Aug. 2022	FR France (incl. Saint Barthelemy 'BL' -> 2007)	1021654	13403
11081300 Potato starch	EU27 2020 European	2 EXPORT	202208 Aug. 2022	GB United Kingdom	1394310	15321
11081300 Potato starch	EU27 2020 European	2 EXPORT	202208 Aug. 2022	GE Georgia	16438	200
11081300 Potato starch	EU27 2020 European	2 EXPORT	202208 Aug. 2022	GI Gibraltar	34	0
11081300 Potato starch	EU27 2020 European	2 EXPORT	202208 Aug. 2022	GR Greece	414148	4824
11081300 Potato starch	EU27 2020 European	2 EXPORT	202208 Aug. 2022	GT Guatemala	37666	440
11081300 Potato starch	EU27 2020 European	2 EXPORT	202208 Aug. 2022	GW Guinea-Bissau	147	1
11081300 Potato starch	EU27 2020 European	2 EXPORT	202208 Aug. 2022	HK Hong Kong, China	260444	3532
11081300 Potato starch	EU27 2020 European	2 EXPORT	202208 Aug. 2022	HN Honduras	53973	797
11081300 Potato starch	EU27 2020 European	2 EXPORT	202208 Aug. 2022	HR Croatia	9400	70
11081300 Potato starch	EU27 2020 European	2 EXPORT	202208 Aug. 2022	HU Hungary	412816	3821
11081300 Potato starch	EU27 2020 European	2 EXPORT	202208 Aug. 2022	ID Indonesia (incl. East Timor 'TP' from 1975)	233579	3314
11081300 Potato starch	EU27 2020 European	2 EXPORT	202208 Aug. 2022	IE Ireland (Eire)	86436	1217
11081300 Potato starch	EU27 2020 European	2 EXPORT	202208 Aug. 2022	IL Israel (incl. West Bank and Gaza Strip 'XP')	287661	3290
11081300 Potato starch	EU27 2020 European	2 EXPORT	202208 Aug. 2022	IN India	76147	1076
11081300 Potato starch	EU27 2020 European	2 EXPORT	202208 Aug. 2022	IS Iceland	1884	24
11081300 Potato starch	EU27 2020 European	2 EXPORT	202208 Aug. 2022	IT Italy (incl. San Marino 'SM' -> 1993)	1382369	19811
11081300 Potato starch	EU27 2020 European	2 EXPORT	202208 Aug. 2022	JO Jordan	139304	1760
11081300 Potato starch	EU27 2020 European	2 EXPORT	202208 Aug. 2022	JP Japan	712734	7910
11081300 Potato starch	EU27 2020 European	2 EXPORT	202208 Aug. 2022	KE Kenya	1792	24
11081300 Potato starch	EU27 2020 European	2 EXPORT	202208 Aug. 2022	KR Korea, Republic of (South Korea)	2617720	35140
11081300 Potato starch	EU27 2020 European	2 EXPORT	202208 Aug. 2022	LT Lithuania	281772	3508
11081300 Potato starch	EU27 2020 European	2 EXPORT	202208 Aug. 2022	LU Luxembourg	15543	127
11081300 Potato starch	EU27 2020 European	2 EXPORT	202208 Aug. 2022	LV Latvia	129755	1341
11081300 Potato starch	EU27 2020 European	2 EXPORT	202208 Aug. 2022	MD Moldova, Republic of	3595	40
11081300 Potato starch	EU27 2020 European	2 EXPORT	202208 Aug. 2022	ME Montenegro	5916	60
11081300 Potato starch	EU27 2020 European	2 EXPORT	202208 Aug. 2022	MN Mongolia	46746	660
11081300 Potato starch	EU27 2020 European	2 EXPORT	202208 Aug. 2022	MT Malta	175	1
11081300 Potato starch	EU27 2020 European	2 EXPORT	202208 Aug. 2022	MX Mexico	1061272	14755
11081300 Potato starch	EU27 2020 European	2 EXPORT	202208 Aug. 2022	MY Malaysia	196018	2500
11081300 Potato starch	EU27 2020 European	2 EXPORT	202208 Aug. 2022	NC New Caledonia	290	1
11081300 Potato starch	EU27 2020 European	2 EXPORT	202208 Aug. 2022	NL Netherlands	3665372	58114
11081300 Potato starch	EU27 2020 European	2 EXPORT	202208 Aug. 2022	NO Norway (incl. Svalbard and Jan Mayen 'NP')	1741	12
11081300 Potato starch	EU27 2020 European	2 EXPORT	202208 Aug. 2022	NZ New Zealand	400	1
11081300 Potato starch	EU27 2020 European	2 EXPORT	202208 Aug. 2022	OM Oman	37038	420
11081300 Potato starch	EU27 2020 European	2 EXPORT	202208 Aug. 2022	PE Peru	1496818	18020
11081300 Potato starch	EU27 2020 European	2 EXPORT	202208 Aug. 2022	PH Philippines	157238	2480
11081300 Potato starch	EU27 2020 European	2 EXPORT	202208 Aug. 2022	PL Poland	199876	2936
11081300 Potato starch	EU27 2020 European	2 EXPORT	202208 Aug. 2022	PS Occupied Palestinian Territory (West Bank and Gaza)	90996	1320
11081300 Potato starch	EU27 2020 European	2 EXPORT	202208 Aug. 2022	PT Portugal	213676	2459
11081300 Potato starch	EU27 2020 European	2 EXPORT	202208 Aug. 2022	PY Paraguay	35300	400
11081300 Potato starch	EU27 2020 European	2 EXPORT	202208 Aug. 2022	QA Qatar	1100	10
11081300 Potato starch	EU27 2020 European	2 EXPORT	202208 Aug. 2022	OQ Countries and territories not specified within EU27	64	1
11081300 Potato starch	EU27 2020 European	2 EXPORT	202208 Aug. 2022	RO Romania	390883	3867
11081300 Potato starch	EU27 2020 European	2 EXPORT	202208 Aug. 2022	RU Russian Federation (Russia)	1719844	15659
11081300 Potato starch	EU27 2020 European	2 EXPORT	202208 Aug. 2022	SA Saudi Arabia	20455	240
11081300 Potato starch	EU27 2020 European	2 EXPORT	202208 Aug. 2022	SE Sweden	466688	7023
11081300 Potato starch	EU27 2020 European	2 EXPORT	202208 Aug. 2022	SG Singapore	45211	525
11081300 Potato starch	EU27 2020 European	2 EXPORT	202208 Aug. 2022	SI Slovenia	102231	1371
11081300 Potato starch	EU27 2020 European	2 EXPORT	202208 Aug. 2022	SK Slovakia	232837	3666
11081300 Potato starch	EU27 2020 European	2 EXPORT	202208 Aug. 2022	SV El Salvador	68094	775
11081300 Potato starch	EU27 2020 European	2 EXPORT	202208 Aug. 2022	TH Thailand	445559	5500
11081300 Potato starch	EU27 2020 European	2 EXPORT	202208 Aug. 2022	TJ Tajikistan	75288	860
11081300 Potato starch	EU27 2020 European	2 EXPORT	202208 Aug. 2022	TM Turkmenistan	14167	160
11081300 Potato starch	EU27 2020 European	2 EXPORT	202208 Aug. 2022	TN Tunisia	1470	10
11081300 Potato starch	EU27 2020 European	2 EXPORT	202208 Aug. 2022	TR Türkiye	203598	2540
11081300 Potato starch	EU27 2020 European	2 EXPORT	202208 Aug. 2022	TW Taiwan, China	676313	8578
11081300 Potato starch	EU27 2020 European	2 EXPORT	202208 Aug. 2022	UA Ukraine	31538	209
11081300 Potato starch	EU27 2020 European	2 EXPORT	202208 Aug. 2022	US United States (incl. Navassa Island (part of US))	6141008	70510
11081300 Potato starch	EU27 2020 European	2 EXPORT	202208 Aug. 2022	UY Uruguay	93450	1200
11081300 Potato starch	EU27 2020 European	2 EXPORT	202208 Aug. 2022	UZ Uzbekistan	528279	5910
11081300 Potato starch	EU27 2020 European	2 EXPORT	202208 Aug. 2022	VE Venezuela, Bolivarian Republic of	145539	1533
11081300 Potato starch	EU27 2020 European	2 EXPORT	202208 Aug. 2022	VN Viet Nam (incl. North Viet Nam 'VD' from 1975)	716436	10155
11081300 Potato starch	EU27 2020 European	2 EXPORT	202208 Aug. 2022	XS Serbia	108777	1245
11081300 Potato starch	EU27 2020 European	2 EXPORT	202208 Aug. 2022	ZA South Africa (incl. Namibia 'NA' -> 1990)	42940	290
11081300 Potato starch	EU27 2020 European	2 EXPORT	202209 Sep. 2022	AL Albania	3040	30
11081300 Potato starch	EU27 2020 European	2 EXPORT	202209 Sep. 2022	AM Armenia	37233	440
11081300 Potato starch	EU27 2020 European	2 EXPORT	202209 Sep. 2022	AO Angola	16200	150
11081300 Potato starch	EU27 2020 European	2 EXPORT	202209 Sep. 2022	AR Argentina	317051	3448
11081300 Potato starch	EU27 2020 European	2 EXPORT	202209 Sep. 2022	AT Austria	285930	3426
11081300 Potato starch	EU27 2020 European	2 EXPORT	202209 Sep. 2022	AU Australia	426937	5268
11081300 Potato starch	EU27 2020 European	2 EXPORT	202209 Sep. 2022	BA Bosnia and Herzegovina	3224	37
11081300 Potato starch	EU27 2020 European	2 EXPORT	202209 Sep. 2022	BE Belgium (incl. Luxembourg 'LU' -> 1998)	1996345	30173
11081300 Potato starch	EU27 2020 European	2 EXPORT	202209 Sep. 2022	BF Burkina Faso	76	0
11081300 Potato starch	EU27 2020 European	2 EXPORT	202209 Sep. 2022	BG Bulgaria	99190	1188
11081300 Potato starch	EU27 2020 European	2 EXPORT	202209 Sep. 2022	BQ Bonaire, Sint Eustatius and Saba	4	0
11081300 Potato starch	EU27 2020 European	2 EXPORT	202209 Sep. 2022	BR Brazil	143045	1956
11081300 Potato starch	EU27 2020 European	2 EXPORT	202209 Sep. 2022	BY Belarus (Belorussia)	393164	4201
11081300 Potato starch	EU27 2020 European	2 EXPORT	202209 Sep. 2022	CA Canada	406003	5422
11081300 Potato starch	EU27 2020 European	2 EXPORT	202209 Sep. 2022	CH Switzerland (incl. Liechtenstein 'LI' -> 1998)	254066	3098
11081300 Potato starch	EU27 2020 European	2 EXPORT	202209 Sep. 2022	CI Côte d'Ivoire (Ivory Coast)	285	0
11081300 Potato starch	EU27 2020 European	2 EXPORT	202209 Sep. 2022	CN China	2212382	30008
11081300 Potato starch	EU27 2020 European	2 EXPORT	202209 Sep. 2022	CO Colombia	444452	5140
11081300 Potato starch	EU27 2020 European	2 EXPORT	202209 Sep. 2022	CR Costa Rica	23482	220
11081300 Potato starch	EU27 2020 European	2 EXPORT	202209 Sep. 2022	CU Cuba	83147	490
11081300 Potato starch	EU27 2020 European	2 EXPORT	202209 Sep. 2022	CV Cabo Verde	2737	10
11081300 Potato starch	EU27 2020 European	2 EXPORT	202209 Sep. 2022	CY Cyprus	56223	682
11081300 Potato starch	EU27 2020 European	2 EXPORT	202209 Sep. 2022	CZ Czechia	246843	2729
11081300 Potato starch	EU27 2020 European	2 EXPORT	202209 Sep. 2022	DE Germany (incl. German Democratic Republic)	2633642	38879
11081300 Potato starch	EU27 2020 European	2 EXPORT	202209 Sep. 2022	DK Denmark	20748	217
11081300 Potato starch	EU27 2020 European	2 EXPORT	202209 Sep. 2022	DZ Algeria	100251	1050

11081300 Potato starch	EU27 2020 European	2 EXPORT	202209 Sep. 2022	EC Ecuador	79648	1030
11081300 Potato starch	EU27 2020 European	2 EXPORT	202209 Sep. 2022	EE Estonia	99248	1677
11081300 Potato starch	EU27 2020 European	2 EXPORT	202209 Sep. 2022	ES Spain (incl. Canary Islands 'XB' from 1999)	1269244	18867
11081300 Potato starch	EU27 2020 European	2 EXPORT	202209 Sep. 2022	EU27 2020 EXTRA Extra-EU27 (= 'WORLD')	24493453	303356
11081300 Potato starch	EU27 2020 European	2 EXPORT	202209 Sep. 2022	EU27 2020 INTRA Intra-EU27 (AT, BE, BG, C)	15689589	225930
11081300 Potato starch	EU27 2020 European	2 EXPORT	202209 Sep. 2022	FI Finland	7665	36
11081300 Potato starch	EU27 2020 European	2 EXPORT	202209 Sep. 2022	FR France (incl. Saint Barthélemy 'BL' -> 2019)	1949871	30577
11081300 Potato starch	EU27 2020 European	2 EXPORT	202209 Sep. 2022	GA Gabon	16794	60
11081300 Potato starch	EU27 2020 European	2 EXPORT	202209 Sep. 2022	GB United Kingdom	1553838	20120
11081300 Potato starch	EU27 2020 European	2 EXPORT	202209 Sep. 2022	GE Georgia	80084	870
11081300 Potato starch	EU27 2020 European	2 EXPORT	202209 Sep. 2022	GI Gibraltar	123	1
11081300 Potato starch	EU27 2020 European	2 EXPORT	202209 Sep. 2022	GR Greece	481421	4654
11081300 Potato starch	EU27 2020 European	2 EXPORT	202209 Sep. 2022	HK Hong Kong, China	346151	5083
11081300 Potato starch	EU27 2020 European	2 EXPORT	202209 Sep. 2022	HN Honduras	13544	200
11081300 Potato starch	EU27 2020 European	2 EXPORT	202209 Sep. 2022	HR Croatia	68764	732
11081300 Potato starch	EU27 2020 European	2 EXPORT	202209 Sep. 2022	HU Hungary	239756	2778
11081300 Potato starch	EU27 2020 European	2 EXPORT	202209 Sep. 2022	ID Indonesia (incl. East Timor 'TP' from 1977)	304969	4763
11081300 Potato starch	EU27 2020 European	2 EXPORT	202209 Sep. 2022	IE Ireland (Eire)	132280	1997
11081300 Potato starch	EU27 2020 European	2 EXPORT	202209 Sep. 2022	IL Israel (incl. West Bank and Gaza Strip 'XP')	175654	1785
11081300 Potato starch	EU27 2020 European	2 EXPORT	202209 Sep. 2022	IN India	53143	640
11081300 Potato starch	EU27 2020 European	2 EXPORT	202209 Sep. 2022	IT Italy (incl. San Marino 'SM' -> 1993)	2450133	29966
11081300 Potato starch	EU27 2020 European	2 EXPORT	202209 Sep. 2022	JO Jordan	341666	5279
11081300 Potato starch	EU27 2020 European	2 EXPORT	202209 Sep. 2022	JP Japan	482381	5510
11081300 Potato starch	EU27 2020 European	2 EXPORT	202209 Sep. 2022	KG Kyrgyzstan	733	3
11081300 Potato starch	EU27 2020 European	2 EXPORT	202209 Sep. 2022	KR Korea, Republic of (South Korea)	2641022	38248
11081300 Potato starch	EU27 2020 European	2 EXPORT	202209 Sep. 2022	KW Kuwait	16002	175
11081300 Potato starch	EU27 2020 European	2 EXPORT	202209 Sep. 2022	KZ Kazakhstan	353728	3933
11081300 Potato starch	EU27 2020 European	2 EXPORT	202209 Sep. 2022	LB Lebanon	735	2
11081300 Potato starch	EU27 2020 European	2 EXPORT	202209 Sep. 2022	LT Lithuania	404766	4639
11081300 Potato starch	EU27 2020 European	2 EXPORT	202209 Sep. 2022	LU Luxembourg	11522	53
11081300 Potato starch	EU27 2020 European	2 EXPORT	202209 Sep. 2022	LV Latvia	11932	123
11081300 Potato starch	EU27 2020 European	2 EXPORT	202209 Sep. 2022	LY Libya	22000	175
11081300 Potato starch	EU27 2020 European	2 EXPORT	202209 Sep. 2022	MA Morocco	74897	820
11081300 Potato starch	EU27 2020 European	2 EXPORT	202209 Sep. 2022	MD Moldova, Republic of	55254	660
11081300 Potato starch	EU27 2020 European	2 EXPORT	202209 Sep. 2022	MK North Macedonia	47190	511
11081300 Potato starch	EU27 2020 European	2 EXPORT	202209 Sep. 2022	MM Myanmar (Burma)	13902	175
11081300 Potato starch	EU27 2020 European	2 EXPORT	202209 Sep. 2022	MN Mongolia	16082	220
11081300 Potato starch	EU27 2020 European	2 EXPORT	202209 Sep. 2022	MT Malta	3739	41
11081300 Potato starch	EU27 2020 European	2 EXPORT	202209 Sep. 2022	MX Mexico	822644	9654
11081300 Potato starch	EU27 2020 European	2 EXPORT	202209 Sep. 2022	MY Malaysia	126754	1438
11081300 Potato starch	EU27 2020 European	2 EXPORT	202209 Sep. 2022	MZ Mozambique	17	0
11081300 Potato starch	EU27 2020 European	2 EXPORT	202209 Sep. 2022	NC New Caledonia	1418	6
11081300 Potato starch	EU27 2020 European	2 EXPORT	202209 Sep. 2022	NG Nigeria	12738	100
11081300 Potato starch	EU27 2020 European	2 EXPORT	202209 Sep. 2022	NL Netherlands	1456371	28485
11081300 Potato starch	EU27 2020 European	2 EXPORT	202209 Sep. 2022	NO Norway (incl. Svalbard and Jan Mayen 'S')	37	0
11081300 Potato starch	EU27 2020 European	2 EXPORT	202209 Sep. 2022	NZ New Zealand	84930	795
11081300 Potato starch	EU27 2020 European	2 EXPORT	202209 Sep. 2022	PE Peru	1064007	13698
11081300 Potato starch	EU27 2020 European	2 EXPORT	202209 Sep. 2022	PH Philippines	231042	3650
11081300 Potato starch	EU27 2020 European	2 EXPORT	202209 Sep. 2022	PK Pakistan	34733	404
11081300 Potato starch	EU27 2020 European	2 EXPORT	202209 Sep. 2022	PL Poland	200258	2714
11081300 Potato starch	EU27 2020 European	2 EXPORT	202209 Sep. 2022	PS Occupied Palestinian Territory (West Bank and Gaza)	45498	660
11081300 Potato starch	EU27 2020 European	2 EXPORT	202209 Sep. 2022	PT Portugal	156856	1949
11081300 Potato starch	EU27 2020 European	2 EXPORT	202209 Sep. 2022	PY Paraguay	55142	620
11081300 Potato starch	EU27 2020 European	2 EXPORT	202209 Sep. 2022	QA Qatar	1100	10
11081300 Potato starch	EU27 2020 European	2 EXPORT	202209 Sep. 2022	QS Stores and provisions within the framework of the EU27 2020 European Union tariff schedule	10	0
11081300 Potato starch	EU27 2020 European	2 EXPORT	202209 Sep. 2022	QV Countries and territories not specified within the EU27 2020 European Union tariff schedule	35	0
11081300 Potato starch	EU27 2020 European	2 EXPORT	202209 Sep. 2022	RO Romania	259768	3258
11081300 Potato starch	EU27 2020 European	2 EXPORT	202209 Sep. 2022	RU Russian Federation (Russia)	2022246	19007
11081300 Potato starch	EU27 2020 European	2 EXPORT	202209 Sep. 2022	SA Saudi Arabia	54765	600
11081300 Potato starch	EU27 2020 European	2 EXPORT	202209 Sep. 2022	SE Sweden	801475	10956
11081300 Potato starch	EU27 2020 European	2 EXPORT	202209 Sep. 2022	SG Singapore	91419	945
11081300 Potato starch	EU27 2020 European	2 EXPORT	202209 Sep. 2022	SI Slovenia	111315	1413
11081300 Potato starch	EU27 2020 European	2 EXPORT	202209 Sep. 2022	SK Slovakia	234249	3724
11081300 Potato starch	EU27 2020 European	2 EXPORT	202209 Sep. 2022	SN Senegal	100	0
11081300 Potato starch	EU27 2020 European	2 EXPORT	202209 Sep. 2022	SV El Salvador	35450	410
11081300 Potato starch	EU27 2020 European	2 EXPORT	202209 Sep. 2022	TG Togo	8	0
11081300 Potato starch	EU27 2020 European	2 EXPORT	202209 Sep. 2022	TH Thailand	896076	10491
11081300 Potato starch	EU27 2020 European	2 EXPORT	202209 Sep. 2022	TJ Tajikistan	69076	723
11081300 Potato starch	EU27 2020 European	2 EXPORT	202209 Sep. 2022	TN Tunisia	1370	2
11081300 Potato starch	EU27 2020 European	2 EXPORT	202209 Sep. 2022	TR Türkiye	363016	4611
11081300 Potato starch	EU27 2020 European	2 EXPORT	202209 Sep. 2022	TT Trinidad and Tobago	18364	210
11081300 Potato starch	EU27 2020 European	2 EXPORT	202209 Sep. 2022	TW Taiwan, China	689655	8710
11081300 Potato starch	EU27 2020 European	2 EXPORT	202209 Sep. 2022	UA Ukraine	38695	231
11081300 Potato starch	EU27 2020 European	2 EXPORT	202209 Sep. 2022	US United States (incl. Navassa Island (part))	3740502	45581
11081300 Potato starch	EU27 2020 European	2 EXPORT	202209 Sep. 2022	UZ Uzbekistan	1136303	13633
11081300 Potato starch	EU27 2020 European	2 EXPORT	202209 Sep. 2022	VE Venezuela, Bolivarian Republic of	155901	1720
11081300 Potato starch	EU27 2020 European	2 EXPORT	202209 Sep. 2022	VN Viet Nam (incl. North Viet Nam 'VD' from 2019)	878702	10969
11081300 Potato starch	EU27 2020 European	2 EXPORT	202209 Sep. 2022	XS Serbia	88226	1140
11081300 Potato starch	EU27 2020 European	2 EXPORT	202209 Sep. 2022	ZA South Africa (incl. Namibia 'NA' -> 1989)	177190	2110
11081300 Potato starch	EU27 2020 European	2 EXPORT	202210 Oct. 2022	AE United Arab Emirates	1095	5
11081300 Potato starch	EU27 2020 European	2 EXPORT	202210 Oct. 2022	AL Albania	23502	232
11081300 Potato starch	EU27 2020 European	2 EXPORT	202210 Oct. 2022	AO Angola	53045	511
11081300 Potato starch	EU27 2020 European	2 EXPORT	202210 Oct. 2022	AR Argentina	151424	1698
11081300 Potato starch	EU27 2020 European	2 EXPORT	202210 Oct. 2022	AT Austria	210466	2608
11081300 Potato starch	EU27 2020 European	2 EXPORT	202210 Oct. 2022	AU Australia	421062	4489
11081300 Potato starch	EU27 2020 European	2 EXPORT	202210 Oct. 2022	AZ Azerbaijan	164	1
11081300 Potato starch	EU27 2020 European	2 EXPORT	202210 Oct. 2022	BA Bosnia and Herzegovina	2314	15
11081300 Potato starch	EU27 2020 European	2 EXPORT	202210 Oct. 2022	BE Belgium (incl. Luxembourg 'LU' -> 1998)	1881393	28586
11081300 Potato starch	EU27 2020 European	2 EXPORT	202210 Oct. 2022	BG Bulgaria	201788	1990
11081300 Potato starch	EU27 2020 European	2 EXPORT	202210 Oct. 2022	BH Bahrain	1865	20
11081300 Potato starch	EU27 2020 European	2 EXPORT	202210 Oct. 2022	BQ Bonaire, Sint Eustatius and Saba	4	0
11081300 Potato starch	EU27 2020 European	2 EXPORT	202210 Oct. 2022	BR Brazil	84559	929
11081300 Potato starch	EU27 2020 European	2 EXPORT	202210 Oct. 2022	BY Belarus (Belorussia)	212425	2160
11081300 Potato starch	EU27 2020 European	2 EXPORT	202210 Oct. 2022	CA Canada	179734	2671
11081300 Potato starch	EU27 2020 European	2 EXPORT	202210 Oct. 2022	CH Switzerland (incl. Liechtenstein 'L' -> 1991)	170604	1653
11081300 Potato starch	EU27 2020 European	2 EXPORT	202210 Oct. 2022	CN China	2892512	35380
11081300 Potato starch	EU27 2020 European	2 EXPORT	202210 Oct. 2022	CO Colombia	493015	5513
11081300 Potato starch	EU27 2020 European	2 EXPORT	202210 Oct. 2022	CR Costa Rica	37884	420
11081300 Potato starch	EU27 2020 European	2 EXPORT	202210 Oct. 2022	CU Cuba	20195	225
11081300 Potato starch	EU27 2020 European	2 EXPORT	202210 Oct. 2022	CV Cabo Verde	81	1
11081300 Potato starch	EU27 2020 European	2 EXPORT	202210 Oct. 2022	CY Cyprus	8910	81
11081300 Potato starch	EU27 2020 European	2 EXPORT	202210 Oct. 2022	CZ Czechia	124403	1226
11081300 Potato starch	EU27 2020 European	2 EXPORT	202210 Oct. 2022	DE Germany (incl. German Democratic Republic)	4011342	53866
11081300 Potato starch	EU27 2020 European	2 EXPORT	202210 Oct. 2022	DK Denmark	29428	175
11081300 Potato starch	EU27 2020 European	2 EXPORT	202210 Oct. 2022	DZ Algeria	467223	5420
11081300 Potato starch	EU27 2020 European	2 EXPORT	202210 Oct. 2022	EC Ecuador	76766	1020
11081300 Potato starch	EU27 2020 European	2 EXPORT	202210 Oct. 2022	EE Estonia	88976	1209
11081300 Potato starch	EU27 2020 European	2 EXPORT	202210 Oct. 2022	EG Egypt	185497	2110
11081300 Potato starch	EU27 2020 European	2 EXPORT	202210 Oct. 2022	ES Spain (incl. Canary Islands 'XB' from 1999)	1570974	19297
11081300 Potato starch	EU27 2020 European	2 EXPORT	202210 Oct. 2022	EU27 2020 EXTRA Extra-EU27 (= 'WORLD')	27420738	320028
11081300 Potato starch	EU27 2020 European	2 EXPORT	202210 Oct. 2022	EU27 2020 INTRA Intra-EU27 (AT, BE, BG, C)	20752391	272998
11081300 Potato starch	EU27 2020 European	2 EXPORT	202210 Oct. 2022	FI Finland	4234	20
11081300 Potato starch	EU27 2020 European	2 EXPORT	202210 Oct. 2022	FR France (incl. Saint Barthélemy 'BL' -> 2019)	989600	22330
11081300 Potato starch	EU27 2020 European	2 EXPORT	202210 Oct. 2022	GB United Kingdom	1420396	19632
11081300 Potato starch	EU27 2020 European	2 EXPORT	202210 Oct. 2022	GE Georgia	21658	200

11081300 Potato starch	EU27 2020 European	2 EXPORT	202210 Oct. 2022	GR Greece	387,235	3,919
11081300 Potato starch	EU27 2020 European	2 EXPORT	202210 Oct. 2022	GT Guatemala	21,298	220
11081300 Potato starch	EU27 2020 European	2 EXPORT	202210 Oct. 2022	HK Hong Kong, China	476,297	5,973
11081300 Potato starch	EU27 2020 European	2 EXPORT	202210 Oct. 2022	HR Croatia	29,906	328
11081300 Potato starch	EU27 2020 European	2 EXPORT	202210 Oct. 2022	HU Hungary	456,483	4,501
11081300 Potato starch	EU27 2020 European	2 EXPORT	202210 Oct. 2022	ID Indonesia (incl. East Timor 'TP' from 1975)	57	1
11081300 Potato starch	EU27 2020 European	2 EXPORT	202210 Oct. 2022	IE Ireland (Eire)	70,629	1,008
11081300 Potato starch	EU27 2020 European	2 EXPORT	202210 Oct. 2022	IL Israel (incl. West Bank and Gaza Strip 'XP')	823,191	8,157
11081300 Potato starch	EU27 2020 European	2 EXPORT	202210 Oct. 2022	IN India	116,706	1,476
11081300 Potato starch	EU27 2020 European	2 EXPORT	202210 Oct. 2022	IS Iceland	1,624	15
11081300 Potato starch	EU27 2020 European	2 EXPORT	202210 Oct. 2022	IT Italy (incl. San Marino 'SM' -> 1993)	2,196,644	25,130
11081300 Potato starch	EU27 2020 European	2 EXPORT	202210 Oct. 2022	JO Jordan	68,021	630
11081300 Potato starch	EU27 2020 European	2 EXPORT	202210 Oct. 2022	JP Japan	721,494	8,260
11081300 Potato starch	EU27 2020 European	2 EXPORT	202210 Oct. 2022	KR Korea, Republic of (South Korea)	5,154,962	63,969
11081300 Potato starch	EU27 2020 European	2 EXPORT	202210 Oct. 2022	KZ Kazakhstan	208,885	2,203
11081300 Potato starch	EU27 2020 European	2 EXPORT	202210 Oct. 2022	LB Lebanon	198,888	2,100
11081300 Potato starch	EU27 2020 European	2 EXPORT	202210 Oct. 2022	LT Lithuania	324,365	3,917
11081300 Potato starch	EU27 2020 European	2 EXPORT	202210 Oct. 2022	LU Luxembourg	27,213	229
11081300 Potato starch	EU27 2020 European	2 EXPORT	202210 Oct. 2022	LV Latvia	35,787	354
11081300 Potato starch	EU27 2020 European	2 EXPORT	202210 Oct. 2022	MD Moldova, Republic of	40,839	420
11081300 Potato starch	EU27 2020 European	2 EXPORT	202210 Oct. 2022	MK North Macedonia	22,421	230
11081300 Potato starch	EU27 2020 European	2 EXPORT	202210 Oct. 2022	MN Mongolia	16,082	220
11081300 Potato starch	EU27 2020 European	2 EXPORT	202210 Oct. 2022	MT Malta	1,371	11
11081300 Potato starch	EU27 2020 European	2 EXPORT	202210 Oct. 2022	MU Mauritius	666	5
11081300 Potato starch	EU27 2020 European	2 EXPORT	202210 Oct. 2022	MX Mexico	485,270	4,891
11081300 Potato starch	EU27 2020 European	2 EXPORT	202210 Oct. 2022	MY Malaysia	69,956	810
11081300 Potato starch	EU27 2020 European	2 EXPORT	202210 Oct. 2022	MZ Mozambique	295	1
11081300 Potato starch	EU27 2020 European	2 EXPORT	202210 Oct. 2022	NC New Caledonia	266	1
11081300 Potato starch	EU27 2020 European	2 EXPORT	202210 Oct. 2022	NL Netherlands	6,422,671	82,383
11081300 Potato starch	EU27 2020 European	2 EXPORT	202210 Oct. 2022	NO Norway (incl. Svalbard and Jan Mayen 'S')	1,085	11
11081300 Potato starch	EU27 2020 European	2 EXPORT	202210 Oct. 2022	NZ New Zealand	91,678	925
11081300 Potato starch	EU27 2020 European	2 EXPORT	202210 Oct. 2022	PE Peru	167,187	2,200
11081300 Potato starch	EU27 2020 European	2 EXPORT	202210 Oct. 2022	PH Philippines	353,535	3,272
11081300 Potato starch	EU27 2020 European	2 EXPORT	202210 Oct. 2022	PK Pakistan	62,149	710
11081300 Potato starch	EU27 2020 European	2 EXPORT	202210 Oct. 2022	PL Poland	136,653	1,659
11081300 Potato starch	EU27 2020 European	2 EXPORT	202210 Oct. 2022	PS Occupied Palestinian Territory (West Bank and Gaza)	45,498	660
11081300 Potato starch	EU27 2020 European	2 EXPORT	202210 Oct. 2022	PT Portugal	153,250	1,496
11081300 Potato starch	EU27 2020 European	2 EXPORT	202210 Oct. 2022	QA Qatar	1,100	10
11081300 Potato starch	EU27 2020 European	2 EXPORT	202210 Oct. 2022	QV Countries and territories not specified within EU27	122	1
11081300 Potato starch	EU27 2020 European	2 EXPORT	202210 Oct. 2022	RO Romania	281,298	3,207
11081300 Potato starch	EU27 2020 European	2 EXPORT	202210 Oct. 2022	RU Russian Federation (Russia)	2,036,113	18,761
11081300 Potato starch	EU27 2020 European	2 EXPORT	202210 Oct. 2022	SA Saudi Arabia	18,929	200
11081300 Potato starch	EU27 2020 European	2 EXPORT	202210 Oct. 2022	SE Sweden	689,083	7,836
11081300 Potato starch	EU27 2020 European	2 EXPORT	202210 Oct. 2022	SG Singapore	173,063	2,135
11081300 Potato starch	EU27 2020 European	2 EXPORT	202210 Oct. 2022	SI Slovenia	176,254	2,144
11081300 Potato starch	EU27 2020 European	2 EXPORT	202210 Oct. 2022	SK Slovakia	242,453	3,486
11081300 Potato starch	EU27 2020 European	2 EXPORT	202210 Oct. 2022	SN Senegal	33,376	400
11081300 Potato starch	EU27 2020 European	2 EXPORT	202210 Oct. 2022	SV El Salvador	53,919	575
11081300 Potato starch	EU27 2020 European	2 EXPORT	202210 Oct. 2022	SY Syrian Arab Republic (Syria)	89,500	1,003
11081300 Potato starch	EU27 2020 European	2 EXPORT	202210 Oct. 2022	TH Thailand	991,543	10,566
11081300 Potato starch	EU27 2020 European	2 EXPORT	202210 Oct. 2022	TJ Tajikistan	18,354	200
11081300 Potato starch	EU27 2020 European	2 EXPORT	202210 Oct. 2022	TM Turkmenistan	18,433	210
11081300 Potato starch	EU27 2020 European	2 EXPORT	202210 Oct. 2022	TR Türkiye	1,019,043	12,293
11081300 Potato starch	EU27 2020 European	2 EXPORT	202210 Oct. 2022	TW Taiwan, China	1,379,717	16,922
11081300 Potato starch	EU27 2020 European	2 EXPORT	202210 Oct. 2022	US United States (incl. Navassa Island (part.))	4,101,285	47,007
11081300 Potato starch	EU27 2020 European	2 EXPORT	202210 Oct. 2022	UY Uruguay	31,150	400
11081300 Potato starch	EU27 2020 European	2 EXPORT	202210 Oct. 2022	UZ Uzbekistan	649,819	8,290
11081300 Potato starch	EU27 2020 European	2 EXPORT	202210 Oct. 2022	VN Viet Nam (incl. North Viet Nam 'VD' from 1975)	375,962	5,335
11081300 Potato starch	EU27 2020 European	2 EXPORT	202210 Oct. 2022	XS Serbia	236,336	2,417
11081300 Potato starch	EU27 2020 European	2 EXPORT	202210 Oct. 2022	YE Yemen (incl. South Yemen 'YD' from 1990)	68,622	1,041
11081300 Potato starch	EU27 2020 European	2 EXPORT	202210 Oct. 2022	ZA South Africa (incl. Namibia 'NA' -> 1989)	59,100	600
11081300 Potato starch	EU27 2020 European	2 EXPORT	202211 Nov. 2022	AD Andorra	223	1
11081300 Potato starch	EU27 2020 European	2 EXPORT	202211 Nov. 2022	AE United Arab Emirates	22,817	190
11081300 Potato starch	EU27 2020 European	2 EXPORT	202211 Nov. 2022	AL Albania	106,987	1,045
11081300 Potato starch	EU27 2020 European	2 EXPORT	202211 Nov. 2022	AM Armenia	42,539	440
11081300 Potato starch	EU27 2020 European	2 EXPORT	202211 Nov. 2022	AO Angola	6,865	53
11081300 Potato starch	EU27 2020 European	2 EXPORT	202211 Nov. 2022	AR Argentina	298,297	2,756
11081300 Potato starch	EU27 2020 European	2 EXPORT	202211 Nov. 2022	AT Austria	293,815	1,869
11081300 Potato starch	EU27 2020 European	2 EXPORT	202211 Nov. 2022	AU Australia	352,098	3,191
11081300 Potato starch	EU27 2020 European	2 EXPORT	202211 Nov. 2022	BA Bosnia and Herzegovina	23,916	230
11081300 Potato starch	EU27 2020 European	2 EXPORT	202211 Nov. 2022	BD Bangladesh	225,894	2,521
11081300 Potato starch	EU27 2020 European	2 EXPORT	202211 Nov. 2022	BE Belgium (incl. Luxembourg 'LU' -> 1998)	2,727,372	36,211
11081300 Potato starch	EU27 2020 European	2 EXPORT	202211 Nov. 2022	BF Burkina Faso	76	0
11081300 Potato starch	EU27 2020 European	2 EXPORT	202211 Nov. 2022	BG Bulgaria	158,755	1,625
11081300 Potato starch	EU27 2020 European	2 EXPORT	202211 Nov. 2022	BR Brazil	57,095	500
11081300 Potato starch	EU27 2020 European	2 EXPORT	202211 Nov. 2022	BY Belarus (Belorussia)	240,012	2,220
11081300 Potato starch	EU27 2020 European	2 EXPORT	202211 Nov. 2022	CA Canada	125,156	1,584
11081300 Potato starch	EU27 2020 European	2 EXPORT	202211 Nov. 2022	CH Switzerland (incl. Liechtenstein 'LI' -> 1990)	218,261	1,862
11081300 Potato starch	EU27 2020 European	2 EXPORT	202211 Nov. 2022	CL Chile	26,723	158
11081300 Potato starch	EU27 2020 European	2 EXPORT	202211 Nov. 2022	CN China	908,444	11,509
11081300 Potato starch	EU27 2020 European	2 EXPORT	202211 Nov. 2022	CO Colombia	210,143	2,324
11081300 Potato starch	EU27 2020 European	2 EXPORT	202211 Nov. 2022	CU Cuba	66,755	750
11081300 Potato starch	EU27 2020 European	2 EXPORT	202211 Nov. 2022	CV Cabo Verde	3,721	14
11081300 Potato starch	EU27 2020 European	2 EXPORT	202211 Nov. 2022	CW Curaçao	1,069	12
11081300 Potato starch	EU27 2020 European	2 EXPORT	202211 Nov. 2022	CY Cyprus	38,692	369
11081300 Potato starch	EU27 2020 European	2 EXPORT	202211 Nov. 2022	CZ Czechia	261,790	2,442
11081300 Potato starch	EU27 2020 European	2 EXPORT	202211 Nov. 2022	DE Germany (incl. German Democratic Republic)	3,783,021	45,915
11081300 Potato starch	EU27 2020 European	2 EXPORT	202211 Nov. 2022	DK Denmark	44,642	342
11081300 Potato starch	EU27 2020 European	2 EXPORT	202211 Nov. 2022	DZ Algeria	531,333	5,090
11081300 Potato starch	EU27 2020 European	2 EXPORT	202211 Nov. 2022	EC Ecuador	44,295	420
11081300 Potato starch	EU27 2020 European	2 EXPORT	202211 Nov. 2022	EE Estonia	166,722	1,997
11081300 Potato starch	EU27 2020 European	2 EXPORT	202211 Nov. 2022	EG Egypt	492,035	4,880
11081300 Potato starch	EU27 2020 European	2 EXPORT	202211 Nov. 2022	ES Spain (incl. Canary Islands 'XB' from 1995)	1,891,810	21,181
11081300 Potato starch	EU27 2020 European	2 EXPORT	202211 Nov. 2022	EU27 2020 EXTRA Extra-EU27 (= 'WORLD')	24,179,144	272,063
11081300 Potato starch	EU27 2020 European	2 EXPORT	202211 Nov. 2022	EU27 2020 INTRA Intra-EU27 (AT, BE, BG, C)	24,991,032	290,980
11081300 Potato starch	EU27 2020 European	2 EXPORT	202211 Nov. 2022	FI Finland	5,488	54
11081300 Potato starch	EU27 2020 European	2 EXPORT	202211 Nov. 2022	FR France (incl. Saint Barthélemy 'BL' -> 2007)	1,276,606	18,687
11081300 Potato starch	EU27 2020 European	2 EXPORT	202211 Nov. 2022	GA Gabon	84	1
11081300 Potato starch	EU27 2020 European	2 EXPORT	202211 Nov. 2022	GB United Kingdom	1,530,893	17,983
11081300 Potato starch	EU27 2020 European	2 EXPORT	202211 Nov. 2022	GE Georgia	68,098	630
11081300 Potato starch	EU27 2020 European	2 EXPORT	202211 Nov. 2022	GI Gibraltar	630	2
11081300 Potato starch	EU27 2020 European	2 EXPORT	202211 Nov. 2022	GR Greece	286,396	2,713
11081300 Potato starch	EU27 2020 European	2 EXPORT	202211 Nov. 2022	GT Guatemala	47,047	430
11081300 Potato starch	EU27 2020 European	2 EXPORT	202211 Nov. 2022	HK Hong Kong, China	509,260	5,631
11081300 Potato starch	EU27 2020 European	2 EXPORT	202211 Nov. 2022	HN Honduras	40,554	430
11081300 Potato starch	EU27 2020 European	2 EXPORT	202211 Nov. 2022	HR Croatia	45,662	511
11081300 Potato starch	EU27 2020 European	2 EXPORT	202211 Nov. 2022	HU Hungary	350,230	2,884
11081300 Potato starch	EU27 2020 European	2 EXPORT	202211 Nov. 2022	ID Indonesia (incl. East Timor 'TP' from 1975)	613,496	7,291
11081300 Potato starch	EU27 2020 European	2 EXPORT	202211 Nov. 2022	IE Ireland (Eire)	253,405	2,386
11081300 Potato starch	EU27 2020 European	2 EXPORT	202211 Nov. 2022	IL Israel (incl. West Bank and Gaza Strip 'XP')	169,742	1,803
11081300 Potato starch	EU27 2020 European	2 EXPORT	202211 Nov. 2022	IT Italy (incl. San Marino 'SM' -> 1993)	2,366,225	26,246
11081300 Potato starch	EU27 2020 European	2 EXPORT	202211 Nov. 2022	JO Jordan	207,744	1,793
11081300 Potato starch	EU27 2020 European	2 EXPORT	202211 Nov. 2022	JP Japan	184,231	1,960
11081300 Potato starch	EU27 2020 European	2 EXPORT	202211 Nov. 2022	KE Kenya	2,284	20
11081300 Potato starch	EU27 2020 European	2 EXPORT	202211 Nov. 2022	KG Kyrgyzstan	22,535	210

11081300 Potato starch	EU27 2020 European	2 EXPORT	202211 Nov. 2022	KR Korea, Republic of (South Korea)	4,216,266	58,184
11081300 Potato starch	EU27 2020 European	2 EXPORT	202211 Nov. 2022	KW Kuwait	2,480	20
11081300 Potato starch	EU27 2020 European	2 EXPORT	202211 Nov. 2022	KZ Kazakhstan	145,177	1,321
11081300 Potato starch	EU27 2020 European	2 EXPORT	202211 Nov. 2022	LB Lebanon	231,107	2,300
11081300 Potato starch	EU27 2020 European	2 EXPORT	202211 Nov. 2022	LT Lithuania	297,232	3,475
11081300 Potato starch	EU27 2020 European	2 EXPORT	202211 Nov. 2022	LU Luxembourg	12,705	112
11081300 Potato starch	EU27 2020 European	2 EXPORT	202211 Nov. 2022	LV Latvia	121,777	1,238
11081300 Potato starch	EU27 2020 European	2 EXPORT	202211 Nov. 2022	MA Morocco	20,402	210
11081300 Potato starch	EU27 2020 European	2 EXPORT	202211 Nov. 2022	ME Montenegro	1,199	10
11081300 Potato starch	EU27 2020 European	2 EXPORT	202211 Nov. 2022	MK North Macedonia	33,778	300
11081300 Potato starch	EU27 2020 European	2 EXPORT	202211 Nov. 2022	ML Mali	17,900	200
11081300 Potato starch	EU27 2020 European	2 EXPORT	202211 Nov. 2022	MT Malta	223	1
11081300 Potato starch	EU27 2020 European	2 EXPORT	202211 Nov. 2022	MX Mexico	632,706	6,291
11081300 Potato starch	EU27 2020 European	2 EXPORT	202211 Nov. 2022	MY Malaysia	242,057	2,770
11081300 Potato starch	EU27 2020 European	2 EXPORT	202211 Nov. 2022	MZ Mozambique	46	0
11081300 Potato starch	EU27 2020 European	2 EXPORT	202211 Nov. 2022	NC New Caledonia	3,940	15
11081300 Potato starch	EU27 2020 European	2 EXPORT	202211 Nov. 2022	NI Nicaragua	20,944	210
11081300 Potato starch	EU27 2020 European	2 EXPORT	202211 Nov. 2022	NL Netherlands	8,858,493	101,913
11081300 Potato starch	EU27 2020 European	2 EXPORT	202211 Nov. 2022	NO Norway (incl. Svalbard and Jan Mayen )	602	5
11081300 Potato starch	EU27 2020 European	2 EXPORT	202211 Nov. 2022	NZ New Zealand	162,544	1,669
11081300 Potato starch	EU27 2020 European	2 EXPORT	202211 Nov. 2022	PE Peru	949,321	10,603
11081300 Potato starch	EU27 2020 European	2 EXPORT	202211 Nov. 2022	PH Philippines	846,485	8,819
11081300 Potato starch	EU27 2020 European	2 EXPORT	202211 Nov. 2022	PK Pakistan	240,725	2,490
11081300 Potato starch	EU27 2020 European	2 EXPORT	202211 Nov. 2022	PL Poland	191,447	2,251
11081300 Potato starch	EU27 2020 European	2 EXPORT	202211 Nov. 2022	PS Occupied Palestinian Territory (West Bank and Gaza)	45,498	660
11081300 Potato starch	EU27 2020 European	2 EXPORT	202211 Nov. 2022	PT Portugal	174,895	1,578
11081300 Potato starch	EU27 2020 European	2 EXPORT	202211 Nov. 2022	PY Paraguay	22,506	220
11081300 Potato starch	EU27 2020 European	2 EXPORT	202211 Nov. 2022	QS Stores and provisions within the framework of the EU-UK Trade and Cooperation Agreement	69	0
11081300 Potato starch	EU27 2020 European	2 EXPORT	202211 Nov. 2022	QV Countries and territories not specified within the EU-UK Trade and Cooperation Agreement	78	1
11081300 Potato starch	EU27 2020 European	2 EXPORT	202211 Nov. 2022	RO Romania	414,799	3,981
11081300 Potato starch	EU27 2020 European	2 EXPORT	202211 Nov. 2022	RU Russian Federation (Russia)	1,510,903	12,482
11081300 Potato starch	EU27 2020 European	2 EXPORT	202211 Nov. 2022	SA Saudi Arabia	19,679	200
11081300 Potato starch	EU27 2020 European	2 EXPORT	202211 Nov. 2022	SE Sweden	488,356	5,085
11081300 Potato starch	EU27 2020 European	2 EXPORT	202211 Nov. 2022	SG Singapore	141,904	1,481
11081300 Potato starch	EU27 2020 European	2 EXPORT	202211 Nov. 2022	SI Slovenia	143,681	1,705
11081300 Potato starch	EU27 2020 European	2 EXPORT	202211 Nov. 2022	SK Slovakia	336,715	4,211
11081300 Potato starch	EU27 2020 European	2 EXPORT	202211 Nov. 2022	SN Senegal	12,683	200
11081300 Potato starch	EU27 2020 European	2 EXPORT	202211 Nov. 2022	SY Syrian Arab Republic (Syria)	17,900	200
11081300 Potato starch	EU27 2020 European	2 EXPORT	202211 Nov. 2022	TH Thailand	559,288	5,649
11081300 Potato starch	EU27 2020 European	2 EXPORT	202211 Nov. 2022	TM Turkmenistan	10,931	100
11081300 Potato starch	EU27 2020 European	2 EXPORT	202211 Nov. 2022	TR Türkiye	384,099	4,170
11081300 Potato starch	EU27 2020 European	2 EXPORT	202211 Nov. 2022	TW Taiwan, China	433,545	4,975
11081300 Potato starch	EU27 2020 European	2 EXPORT	202211 Nov. 2022	UA Ukraine	16,504	56
11081300 Potato starch	EU27 2020 European	2 EXPORT	202211 Nov. 2022	US United States (incl. Navassa Island (part of US))	4,504,228	49,861
11081300 Potato starch	EU27 2020 European	2 EXPORT	202211 Nov. 2022	UZ Uzbekistan	501,978	6,533
11081300 Potato starch	EU27 2020 European	2 EXPORT	202211 Nov. 2022	VN Viet Nam (incl. North Viet Nam 'VD' from 1994)	490,543	6,899
11081300 Potato starch	EU27 2020 European	2 EXPORT	202211 Nov. 2022	XS Serbia	213,721	1,800
11081300 Potato starch	EU27 2020 European	2 EXPORT	202211 Nov. 2022	ZA South Africa (incl. Namibia 'NA' -> 1995)	124,134	1,230
11081300 Potato starch	EU27 2020 European	2 EXPORT	202212 Dec. 2022	AD Andorra	186	1
11081300 Potato starch	EU27 2020 European	2 EXPORT	202212 Dec. 2022	AL Albania	8,005	73
11081300 Potato starch	EU27 2020 European	2 EXPORT	202212 Dec. 2022	AM Armenia	23,463	210
11081300 Potato starch	EU27 2020 European	2 EXPORT	202212 Dec. 2022	AO Angola	64,554	291
11081300 Potato starch	EU27 2020 European	2 EXPORT	202212 Dec. 2022	AR Argentina	85,267	707
11081300 Potato starch	EU27 2020 European	2 EXPORT	202212 Dec. 2022	AT Austria	140,005	1,198
11081300 Potato starch	EU27 2020 European	2 EXPORT	202212 Dec. 2022	AU Australia	520,957	4,589
11081300 Potato starch	EU27 2020 European	2 EXPORT	202212 Dec. 2022	BA Bosnia and Herzegovina	7,048	34
11081300 Potato starch	EU27 2020 European	2 EXPORT	202212 Dec. 2022	BD Bangladesh	18,579	212
11081300 Potato starch	EU27 2020 European	2 EXPORT	202212 Dec. 2022	BE Belgium (incl. Luxembourg 'LU' -> 1998)	3,931,090	44,086
11081300 Potato starch	EU27 2020 European	2 EXPORT	202212 Dec. 2022	BF Burkina Faso	1,688	13
11081300 Potato starch	EU27 2020 European	2 EXPORT	202212 Dec. 2022	BG Bulgaria	53,886	524
11081300 Potato starch	EU27 2020 European	2 EXPORT	202212 Dec. 2022	BR Brazil	107,441	1,273
11081300 Potato starch	EU27 2020 European	2 EXPORT	202212 Dec. 2022	BY Belarus (Belorussia)	53,080	480
11081300 Potato starch	EU27 2020 European	2 EXPORT	202212 Dec. 2022	CA Canada	256,690	3,308
11081300 Potato starch	EU27 2020 European	2 EXPORT	202212 Dec. 2022	CG Congo	249	1
11081300 Potato starch	EU27 2020 European	2 EXPORT	202212 Dec. 2022	CH Switzerland (incl. Liechtenstein 'LI' -> 1991)	206,410	1,709
11081300 Potato starch	EU27 2020 European	2 EXPORT	202212 Dec. 2022	CN China	791,798	9,550
11081300 Potato starch	EU27 2020 European	2 EXPORT	202212 Dec. 2022	CO Colombia	116,330	1,170
11081300 Potato starch	EU27 2020 European	2 EXPORT	202212 Dec. 2022	CR Costa Rica	24,345	210
11081300 Potato starch	EU27 2020 European	2 EXPORT	202212 Dec. 2022	CU Cuba	59,581	425
11081300 Potato starch	EU27 2020 European	2 EXPORT	202212 Dec. 2022	CY Cyprus	74,571	727
11081300 Potato starch	EU27 2020 European	2 EXPORT	202212 Dec. 2022	CZ Czechia	121,941	1,172
11081300 Potato starch	EU27 2020 European	2 EXPORT	202212 Dec. 2022	DE Germany (incl. German Democratic Republic)	3,005,737	35,089
11081300 Potato starch	EU27 2020 European	2 EXPORT	202212 Dec. 2022	DK Denmark	6,811	50
11081300 Potato starch	EU27 2020 European	2 EXPORT	202212 Dec. 2022	DZ Algeria	363,814	2,990
11081300 Potato starch	EU27 2020 European	2 EXPORT	202212 Dec. 2022	EC Ecuador	173,644	1,819
11081300 Potato starch	EU27 2020 European	2 EXPORT	202212 Dec. 2022	EE Estonia	166,347	1,950
11081300 Potato starch	EU27 2020 European	2 EXPORT	202212 Dec. 2022	EG Egypt	455,925	4,470
11081300 Potato starch	EU27 2020 European	2 EXPORT	202212 Dec. 2022	ES Spain (incl. Canary Islands 'XB' from 1994)	1,598,643	16,624
11081300 Potato starch	EU27 2020 European	2 EXPORT	202212 Dec. 2022	EU27 2020 EXTRA Extra-EU27 (= 'WORLD')	22,954,407	254,318
11081300 Potato starch	EU27 2020 European	2 EXPORT	202212 Dec. 2022	EU27 2020 INTRA Intra-EU27 (AT, BE, BG, C, DK, DE, EE, ES, FI, FR, GR, HU, IE, IT, NL, PL, PT, RO, SI, SK, CY, CZ, SE, SI, TR, UK)	15,821,243	184,753
11081300 Potato starch	EU27 2020 European	2 EXPORT	202212 Dec. 2022	FI Finland	223	1
11081300 Potato starch	EU27 2020 European	2 EXPORT	202212 Dec. 2022	FR France (incl. Saint Barthélemy 'BL' -> 2007)	920,893	9,955
11081300 Potato starch	EU27 2020 European	2 EXPORT	202212 Dec. 2022	GA Gabon	15,891	62
11081300 Potato starch	EU27 2020 European	2 EXPORT	202212 Dec. 2022	GB United Kingdom	1,105,483	12,574
11081300 Potato starch	EU27 2020 European	2 EXPORT	202212 Dec. 2022	GE Georgia	92,622	840
11081300 Potato starch	EU27 2020 European	2 EXPORT	202212 Dec. 2022	GI Gibraltar	313	3
11081300 Potato starch	EU27 2020 European	2 EXPORT	202212 Dec. 2022	GO Equatorial Guinea	86	0
11081300 Potato starch	EU27 2020 European	2 EXPORT	202212 Dec. 2022	GR Greece	207,772	1,884
11081300 Potato starch	EU27 2020 European	2 EXPORT	202212 Dec. 2022	GT Guatemala	42,014	420
11081300 Potato starch	EU27 2020 European	2 EXPORT	202212 Dec. 2022	HK Hong Kong, China	486,152	5,380
11081300 Potato starch	EU27 2020 European	2 EXPORT	202212 Dec. 2022	HR Croatia	9,726	35
11081300 Potato starch	EU27 2020 European	2 EXPORT	202212 Dec. 2022	HU Hungary	239,609	2,025
11081300 Potato starch	EU27 2020 European	2 EXPORT	202212 Dec. 2022	ID Indonesia (incl. East Timor 'TP' from 1975)	232,725	2,619
11081300 Potato starch	EU27 2020 European	2 EXPORT	202212 Dec. 2022	IE Ireland (Eire)	215,123	1,723
11081300 Potato starch	EU27 2020 European	2 EXPORT	202212 Dec. 2022	IL Israel (incl. West Bank and Gaza Strip 'XP')	279,216	2,634
11081300 Potato starch	EU27 2020 European	2 EXPORT	202212 Dec. 2022	IN India	155,813	1,480
11081300 Potato starch	EU27 2020 European	2 EXPORT	202212 Dec. 2022	IT Italy (incl. San Marino 'SM' -> 1993)	1,496,960	18,124
11081300 Potato starch	EU27 2020 European	2 EXPORT	202212 Dec. 2022	JO Jordan	114,400	878
11081300 Potato starch	EU27 2020 European	2 EXPORT	202212 Dec. 2022	JP Japan	672,499	7,891
11081300 Potato starch	EU27 2020 European	2 EXPORT	202212 Dec. 2022	KE Kenya	2,394	20
11081300 Potato starch	EU27 2020 European	2 EXPORT	202212 Dec. 2022	KG Kyrgyzstan	22,109	210
11081300 Potato starch	EU27 2020 European	2 EXPORT	202212 Dec. 2022	KR Korea, Republic of (South Korea)	5,714,845	71,237
11081300 Potato starch	EU27 2020 European	2 EXPORT	202212 Dec. 2022	KW Kuwait	3,948	31
11081300 Potato starch	EU27 2020 European	2 EXPORT	202212 Dec. 2022	KZ Kazakhstan	162,038	1,683
11081300 Potato starch	EU27 2020 European	2 EXPORT	202212 Dec. 2022	LT Lithuania	140,948	1,592
11081300 Potato starch	EU27 2020 European	2 EXPORT	202212 Dec. 2022	LU Luxembourg	27,398	232
11081300 Potato starch	EU27 2020 European	2 EXPORT	202212 Dec. 2022	LV Latvia	33,835	336
11081300 Potato starch	EU27 2020 European	2 EXPORT	202212 Dec. 2022	MK North Macedonia	2	0
11081300 Potato starch	EU27 2020 European	2 EXPORT	202212 Dec. 2022	ML Mali	84	1
11081300 Potato starch	EU27 2020 European	2 EXPORT	202212 Dec. 2022	MN Mongolia	23,847	210
11081300 Potato starch	EU27 2020 European	2 EXPORT	202212 Dec. 2022	MT Malta	311	1
11081300 Potato starch	EU27 2020 European	2 EXPORT	202212 Dec. 2022	MX Mexico	668,066	5,668
11081300 Potato starch	EU27 2020 European	2 EXPORT	202212 Dec. 2022	MY Malaysia	193,418	2,285
11081300 Potato starch	EU27 2020 European	2 EXPORT	202212 Dec. 2022	NC New Caledonia	68	0
11081300 Potato starch	EU27 2020 European	2 EXPORT	202212 Dec. 2022	NL Netherlands	1,754,389	30,132

11081300 Potato starch	EU27 2020 European	2 EXPORT	202212 Dec. 2022	NO Norway (incl. Svalbard and Jan Mayen 'S')	14	0
11081300 Potato starch	EU27 2020 European	2 EXPORT	202212 Dec. 2022	NZ New Zealand	122,323	722
11081300 Potato starch	EU27 2020 European	2 EXPORT	202212 Dec. 2022	PE Peru	948,145	11,810
11081300 Potato starch	EU27 2020 European	2 EXPORT	202212 Dec. 2022	PH Philippines	209,322	2,073
11081300 Potato starch	EU27 2020 European	2 EXPORT	202212 Dec. 2022	PK Pakistan	114,971	1,200
11081300 Potato starch	EU27 2020 European	2 EXPORT	202212 Dec. 2022	PL Poland	145,764	1,266
11081300 Potato starch	EU27 2020 European	2 EXPORT	202212 Dec. 2022	PS Occupied Palestinian Territory (West Bank and Gaza)	45,498	660
11081300 Potato starch	EU27 2020 European	2 EXPORT	202212 Dec. 2022	PT Portugal	32,819	355
11081300 Potato starch	EU27 2020 European	2 EXPORT	202212 Dec. 2022	PY Paraguay	110,094	1,030
11081300 Potato starch	EU27 2020 European	2 EXPORT	202212 Dec. 2022	QA Qatar	22,118	210
11081300 Potato starch	EU27 2020 European	2 EXPORT	202212 Dec. 2022	QV Countries and territories not specified within the EU	92	1
11081300 Potato starch	EU27 2020 European	2 EXPORT	202212 Dec. 2022	RO Romania	445,980	4,086
11081300 Potato starch	EU27 2020 European	2 EXPORT	202212 Dec. 2022	RU Russian Federation (Russia)	678,833	6,513
11081300 Potato starch	EU27 2020 European	2 EXPORT	202212 Dec. 2022	SA Saudi Arabia	80,819	820
11081300 Potato starch	EU27 2020 European	2 EXPORT	202212 Dec. 2022	SE Sweden	641,615	6,869
11081300 Potato starch	EU27 2020 European	2 EXPORT	202212 Dec. 2022	SG Singapore	71,768	762
11081300 Potato starch	EU27 2020 European	2 EXPORT	202212 Dec. 2022	SI Slovenia	113,633	1,406
11081300 Potato starch	EU27 2020 European	2 EXPORT	202212 Dec. 2022	SK Slovakia	295,122	3,311
11081300 Potato starch	EU27 2020 European	2 EXPORT	202212 Dec. 2022	SN Senegal	12,683	200
11081300 Potato starch	EU27 2020 European	2 EXPORT	202212 Dec. 2022	SR Suriname	102	1
11081300 Potato starch	EU27 2020 European	2 EXPORT	202212 Dec. 2022	SV El Salvador	90,373	725
11081300 Potato starch	EU27 2020 European	2 EXPORT	202212 Dec. 2022	SX Sint Maarten (Dutch part)	15	0
11081300 Potato starch	EU27 2020 European	2 EXPORT	202212 Dec. 2022	TH Thailand	366,263	3,906
11081300 Potato starch	EU27 2020 European	2 EXPORT	202212 Dec. 2022	TR Türkiye	230,442	2,293
11081300 Potato starch	EU27 2020 European	2 EXPORT	202212 Dec. 2022	TW Taiwan, China	958,355	11,993
11081300 Potato starch	EU27 2020 European	2 EXPORT	202212 Dec. 2022	UA Ukraine	28,941	180
11081300 Potato starch	EU27 2020 European	2 EXPORT	202212 Dec. 2022	US United States (incl. Navassa Island (part))	4,285,752	46,138
11081300 Potato starch	EU27 2020 European	2 EXPORT	202212 Dec. 2022	UZ Uzbekistan	132,767	1,330
11081300 Potato starch	EU27 2020 European	2 EXPORT	202212 Dec. 2022	VE Venezuela, Bolivarian Republic of	143,598	1,440
11081300 Potato starch	EU27 2020 European	2 EXPORT	202212 Dec. 2022	VN Viet Nam (incl. North Viet Nam 'VD' from 2023)	666,073	7,870
11081300 Potato starch	EU27 2020 European	2 EXPORT	202212 Dec. 2022	XS Serbia	131,239	1,175
11081300 Potato starch	EU27 2020 European	2 EXPORT	202212 Dec. 2022	ZA South Africa (incl. Namibia 'NA' -> 1999)	176,262	1,610
11081300 Potato starch	EU27 2020 European	2 EXPORT	202301 Jan. 2023	AD Andorra	111	0
11081300 Potato starch	EU27 2020 European	2 EXPORT	202301 Jan. 2023	AE United Arab Emirates	39,099	387
11081300 Potato starch	EU27 2020 European	2 EXPORT	202301 Jan. 2023	AL Albania	2,200	20
11081300 Potato starch	EU27 2020 European	2 EXPORT	202301 Jan. 2023	AO Angola	816	4
11081300 Potato starch	EU27 2020 European	2 EXPORT	202301 Jan. 2023	AR Argentina	215,229	2,326
11081300 Potato starch	EU27 2020 European	2 EXPORT	202301 Jan. 2023	AT Austria	290,241	2,825
11081300 Potato starch	EU27 2020 European	2 EXPORT	202301 Jan. 2023	AU Australia	322,567	3,046
11081300 Potato starch	EU27 2020 European	2 EXPORT	202301 Jan. 2023	BA Bosnia and Herzegovina	24,763	232
11081300 Potato starch	EU27 2020 European	2 EXPORT	202301 Jan. 2023	BE Belgium (incl. Luxembourg 'LU' -> 1998)	2,239,889	24,411
11081300 Potato starch	EU27 2020 European	2 EXPORT	202301 Jan. 2023	BG Bulgaria	100,357	983
11081300 Potato starch	EU27 2020 European	2 EXPORT	202301 Jan. 2023	BH Bahrain	1,240	10
11081300 Potato starch	EU27 2020 European	2 EXPORT	202301 Jan. 2023	BN Brunei Darussalam	15,883	200
11081300 Potato starch	EU27 2020 European	2 EXPORT	202301 Jan. 2023	BR Brazil	113,635	1,140
11081300 Potato starch	EU27 2020 European	2 EXPORT	202301 Jan. 2023	BY Belarus (Belorussia)	77,980	636
11081300 Potato starch	EU27 2020 European	2 EXPORT	202301 Jan. 2023	CA Canada	226,901	2,034
11081300 Potato starch	EU27 2020 European	2 EXPORT	202301 Jan. 2023	CF Central African Republic	23	0
11081300 Potato starch	EU27 2020 European	2 EXPORT	202301 Jan. 2023	CH Switzerland (incl. Liechtenstein 'LI' -> 1999)	247,702	1,884
11081300 Potato starch	EU27 2020 European	2 EXPORT	202301 Jan. 2023	CN China	1,148,593	12,080
11081300 Potato starch	EU27 2020 European	2 EXPORT	202301 Jan. 2023	CO Colombia	366,854	3,677
11081300 Potato starch	EU27 2020 European	2 EXPORT	202301 Jan. 2023	CR Costa Rica	188,764	2,096
11081300 Potato starch	EU27 2020 European	2 EXPORT	202301 Jan. 2023	CV Cabo Verde	2,189	7
11081300 Potato starch	EU27 2020 European	2 EXPORT	202301 Jan. 2023	CY Cyprus	5,875	25
11081300 Potato starch	EU27 2020 European	2 EXPORT	202301 Jan. 2023	CZ Czechia	317,377	2,835
11081300 Potato starch	EU27 2020 European	2 EXPORT	202301 Jan. 2023	DE Germany (incl. German Democratic Republic)	3,199,165	33,005
11081300 Potato starch	EU27 2020 European	2 EXPORT	202301 Jan. 2023	DK Denmark	7,448	73
11081300 Potato starch	EU27 2020 European	2 EXPORT	202301 Jan. 2023	DO Dominican Republic	47,544	473
11081300 Potato starch	EU27 2020 European	2 EXPORT	202301 Jan. 2023	DZ Algeria	820,416	7,710
11081300 Potato starch	EU27 2020 European	2 EXPORT	202301 Jan. 2023	EC Ecuador	99,749	1,007
11081300 Potato starch	EU27 2020 European	2 EXPORT	202301 Jan. 2023	EE Estonia	106,389	1,112
11081300 Potato starch	EU27 2020 European	2 EXPORT	202301 Jan. 2023	EG Egypt	157,091	1,510
11081300 Potato starch	EU27 2020 European	2 EXPORT	202301 Jan. 2023	ES Spain (incl. Canary Islands 'XB' from 1997)	2,796,420	26,137
11081300 Potato starch	EU27 2020 European	2 EXPORT	202301 Jan. 2023	EU27 2020 EXTRA Extra-EU27 (= 'WORLD')	31,315,090	323,440
11081300 Potato starch	EU27 2020 European	2 EXPORT	202301 Jan. 2023	EU27 2020 INTRA Intra-EU27 (AT, BE, BG, C)	24,878,412	252,282
11081300 Potato starch	EU27 2020 European	2 EXPORT	202301 Jan. 2023	FI Finland	9,540	40
11081300 Potato starch	EU27 2020 European	2 EXPORT	202301 Jan. 2023	FR France (incl. Saint Barthélemy 'BL' -> 2007)	2,645,803	25,242
11081300 Potato starch	EU27 2020 European	2 EXPORT	202301 Jan. 2023	GA Gabon	5,236	27
11081300 Potato starch	EU27 2020 European	2 EXPORT	202301 Jan. 2023	GB United Kingdom	3,009,728	27,540
11081300 Potato starch	EU27 2020 European	2 EXPORT	202301 Jan. 2023	GE Georgia	24,121	230
11081300 Potato starch	EU27 2020 European	2 EXPORT	202301 Jan. 2023	GI Gibraltar	79	1
11081300 Potato starch	EU27 2020 European	2 EXPORT	202301 Jan. 2023	GR Greece	229,913	2,111
11081300 Potato starch	EU27 2020 European	2 EXPORT	202301 Jan. 2023	GT Guatemala	54,379	569
11081300 Potato starch	EU27 2020 European	2 EXPORT	202301 Jan. 2023	HK Hong Kong, China	1,251,175	13,355
11081300 Potato starch	EU27 2020 European	2 EXPORT	202301 Jan. 2023	HN Honduras	126,574	1,400
11081300 Potato starch	EU27 2020 European	2 EXPORT	202301 Jan. 2023	HR Croatia	46,898	241
11081300 Potato starch	EU27 2020 European	2 EXPORT	202301 Jan. 2023	HU Hungary	255,507	2,372
11081300 Potato starch	EU27 2020 European	2 EXPORT	202301 Jan. 2023	ID Indonesia (incl. East Timor 'TP' from 1975)	402,735	4,464
11081300 Potato starch	EU27 2020 European	2 EXPORT	202301 Jan. 2023	IE Ireland (Eire)	261,093	2,040
11081300 Potato starch	EU27 2020 European	2 EXPORT	202301 Jan. 2023	IL Israel (incl. West Bank and Gaza Strip 'XP')	59,271	525
11081300 Potato starch	EU27 2020 European	2 EXPORT	202301 Jan. 2023	IN India	22,259	200
11081300 Potato starch	EU27 2020 European	2 EXPORT	202301 Jan. 2023	IS Iceland	18	0
11081300 Potato starch	EU27 2020 European	2 EXPORT	202301 Jan. 2023	IT Italy (incl. San Marino 'SM' -> 1993)	2,587,153	25,995
11081300 Potato starch	EU27 2020 European	2 EXPORT	202301 Jan. 2023	JO Jordan	87,547	835
11081300 Potato starch	EU27 2020 European	2 EXPORT	202301 Jan. 2023	JP Japan	1,149,668	13,480
11081300 Potato starch	EU27 2020 European	2 EXPORT	202301 Jan. 2023	KE Kenya	4,788	40
11081300 Potato starch	EU27 2020 European	2 EXPORT	202301 Jan. 2023	KR Korea, Republic of (South Korea)	3,458,112	41,024
11081300 Potato starch	EU27 2020 European	2 EXPORT	202301 Jan. 2023	KW Kuwait	1,240	10
11081300 Potato starch	EU27 2020 European	2 EXPORT	202301 Jan. 2023	KZ Kazakhstan	145,044	1,310
11081300 Potato starch	EU27 2020 European	2 EXPORT	202301 Jan. 2023	LK Sri Lanka	1,120	2
11081300 Potato starch	EU27 2020 European	2 EXPORT	202301 Jan. 2023	LT Lithuania	185,865	1,635
11081300 Potato starch	EU27 2020 European	2 EXPORT	202301 Jan. 2023	LU Luxembourg	10,576	52
11081300 Potato starch	EU27 2020 European	2 EXPORT	202301 Jan. 2023	LV Latvia	57,371	520
11081300 Potato starch	EU27 2020 European	2 EXPORT	202301 Jan. 2023	MA Morocco	43,753	401
11081300 Potato starch	EU27 2020 European	2 EXPORT	202301 Jan. 2023	MK North Macedonia	49,418	449
11081300 Potato starch	EU27 2020 European	2 EXPORT	202301 Jan. 2023	MN Mongolia	29,700	220
11081300 Potato starch	EU27 2020 European	2 EXPORT	202301 Jan. 2023	MT Malta	6,502	61
11081300 Potato starch	EU27 2020 European	2 EXPORT	202301 Jan. 2023	MX Mexico	3,349,300	30,602
11081300 Potato starch	EU27 2020 European	2 EXPORT	202301 Jan. 2023	MY Malaysia	152,923	1,783
11081300 Potato starch	EU27 2020 European	2 EXPORT	202301 Jan. 2023	NC New Caledonia	89	1
11081300 Potato starch	EU27 2020 European	2 EXPORT	202301 Jan. 2023	NL Netherlands	6,952,850	73,826
11081300 Potato starch	EU27 2020 European	2 EXPORT	202301 Jan. 2023	NO Norway (incl. Svalbard and Jan Mayen 'S')	7,080	66
11081300 Potato starch	EU27 2020 European	2 EXPORT	202301 Jan. 2023	NZ New Zealand	199,094	1,450
11081300 Potato starch	EU27 2020 European	2 EXPORT	202301 Jan. 2023	OM Oman	36,164	400
11081300 Potato starch	EU27 2020 European	2 EXPORT	202301 Jan. 2023	PE Peru	1,556,585	17,600
11081300 Potato starch	EU27 2020 European	2 EXPORT	202301 Jan. 2023	PH Philippines	1,184,498	12,893
11081300 Potato starch	EU27 2020 European	2 EXPORT	202301 Jan. 2023	PK Pakistan	239,483	2,600
11081300 Potato starch	EU27 2020 European	2 EXPORT	202301 Jan. 2023	PL Poland	215,304	2,299
11081300 Potato starch	EU27 2020 European	2 EXPORT	202301 Jan. 2023	PS Occupied Palestinian Territory (West Bank and Gaza)	105,000	875
11081300 Potato starch	EU27 2020 European	2 EXPORT	202301 Jan. 2023	PT Portugal	440,804	3,596
11081300 Potato starch	EU27 2020 European	2 EXPORT	202301 Jan. 2023	PY Paraguay	92,500	939
11081300 Potato starch	EU27 2020 European	2 EXPORT	202301 Jan. 2023	QA Qatar	2,969	21
11081300 Potato starch	EU27 2020 European	2 EXPORT	202301 Jan. 2023	QV Countries and territories not specified within the EU	81	1
11081300 Potato starch	EU27 2020 European	2 EXPORT	202301 Jan. 2023	RO Romania	283,174	2,018
11081300 Potato starch	EU27 2020 European	2 EXPORT	202301 Jan. 2023	RU Russian Federation (Russia)	541,281	4,311

11081300 Potato starch	EU27 2020 European	2 EXPORT	202301 Jan. 2023	SA Saudi Arabia	132,722	1,530
11081300 Potato starch	EU27 2020 European	2 EXPORT	202301 Jan. 2023	SE Sweden	1,184,819	14,990
11081300 Potato starch	EU27 2020 European	2 EXPORT	202301 Jan. 2023	SG Singapore	172,909	1,811
11081300 Potato starch	EU27 2020 European	2 EXPORT	202301 Jan. 2023	SJ Slovenia	165,612	1,511
11081300 Potato starch	EU27 2020 European	2 EXPORT	202301 Jan. 2023	SK Slovakia	276,386	2,327
11081300 Potato starch	EU27 2020 European	2 EXPORT	202301 Jan. 2023	SR Suriname	102	1
11081300 Potato starch	EU27 2020 European	2 EXPORT	202301 Jan. 2023	SV El Salvador	17,946	200
11081300 Potato starch	EU27 2020 European	2 EXPORT	202301 Jan. 2023	TH Thailand	727,696	7,099
11081300 Potato starch	EU27 2020 European	2 EXPORT	202301 Jan. 2023	TJ Tajikistan	55,200	480
11081300 Potato starch	EU27 2020 European	2 EXPORT	202301 Jan. 2023	TN Tunisia	20	0
11081300 Potato starch	EU27 2020 European	2 EXPORT	202301 Jan. 2023	TR Türkiye	1,016,665	9,140
11081300 Potato starch	EU27 2020 European	2 EXPORT	202301 Jan. 2023	TW Taiwan, China	1,644,046	17,450
11081300 Potato starch	EU27 2020 European	2 EXPORT	202301 Jan. 2023	UA Ukraine	19,901	143
11081300 Potato starch	EU27 2020 European	2 EXPORT	202301 Jan. 2023	US United States (incl. Navassa Island (part	5,403,439	59,061
11081300 Potato starch	EU27 2020 European	2 EXPORT	202301 Jan. 2023	UZ Uzbekistan	216,245	2,190
11081300 Potato starch	EU27 2020 European	2 EXPORT	202301 Jan. 2023	VE Venezuela, Bolivarian Republic of	60,553	625
11081300 Potato starch	EU27 2020 European	2 EXPORT	202301 Jan. 2023	VN Viet Nam (incl. North Viet Nam 'VD' from	121,071	1,811
11081300 Potato starch	EU27 2020 European	2 EXPORT	202301 Jan. 2023	XS Serbia	103,761	930
11081300 Potato starch	EU27 2020 European	2 EXPORT	202301 Jan. 2023	YE Yemen (incl. South Yemen 'YD' from 199	51,391	420
11081300 Potato starch	EU27 2020 European	2 EXPORT	202301 Jan. 2023	ZA South Africa (incl. Namibia 'NA' -> 1989	59,143	449
11081300 Potato starch	EU27 2020 European	2 EXPORT	202302 Feb. 2023	AD Andorra	279	1
11081300 Potato starch	EU27 2020 European	2 EXPORT	202302 Feb. 2023	AE United Arab Emirates	36,107	375
11081300 Potato starch	EU27 2020 European	2 EXPORT	202302 Feb. 2023	AL Albania	6,921	50
11081300 Potato starch	EU27 2020 European	2 EXPORT	202302 Feb. 2023	AO Angola	20,744	200
11081300 Potato starch	EU27 2020 European	2 EXPORT	202302 Feb. 2023	AR Argentina	160,830	1,426
11081300 Potato starch	EU27 2020 European	2 EXPORT	202302 Feb. 2023	AT Austria	341,790	3,187
11081300 Potato starch	EU27 2020 European	2 EXPORT	202302 Feb. 2023	AU Australia	548,980	5,133
11081300 Potato starch	EU27 2020 European	2 EXPORT	202302 Feb. 2023	BA Bosnia and Herzegovina	1,068	11
11081300 Potato starch	EU27 2020 European	2 EXPORT	202302 Feb. 2023	BD Bangladesh	180,820	2,000
11081300 Potato starch	EU27 2020 European	2 EXPORT	202302 Feb. 2023	BE Belgium (incl. Luxembourg 'LU' -> 1998)	3,915,519	24,726
11081300 Potato starch	EU27 2020 European	2 EXPORT	202302 Feb. 2023	BG Bulgaria	52,612	467
11081300 Potato starch	EU27 2020 European	2 EXPORT	202302 Feb. 2023	BL Saint Barthélemy	17	0
11081300 Potato starch	EU27 2020 European	2 EXPORT	202302 Feb. 2023	BN Brunei Darussalam	15,883	200
11081300 Potato starch	EU27 2020 European	2 EXPORT	202302 Feb. 2023	BR Brazil	224,390	2,278
11081300 Potato starch	EU27 2020 European	2 EXPORT	202302 Feb. 2023	BY Belarus (Belorussia)	49,261	440
11081300 Potato starch	EU27 2020 European	2 EXPORT	202302 Feb. 2023	CA Canada	238,811	2,871
11081300 Potato starch	EU27 2020 European	2 EXPORT	202302 Feb. 2023	CH Switzerland (incl. Liechtenstein 'LI' -> 19	375,158	2,835
11081300 Potato starch	EU27 2020 European	2 EXPORT	202302 Feb. 2023	CL Chile	228,612	2,200
11081300 Potato starch	EU27 2020 European	2 EXPORT	202302 Feb. 2023	CN China	755,865	7,780
11081300 Potato starch	EU27 2020 European	2 EXPORT	202302 Feb. 2023	CO Colombia	244,247	2,310
11081300 Potato starch	EU27 2020 European	2 EXPORT	202302 Feb. 2023	CR Costa Rica	294,234	3,105
11081300 Potato starch	EU27 2020 European	2 EXPORT	202302 Feb. 2023	CU Cuba	196,029	1,542
11081300 Potato starch	EU27 2020 European	2 EXPORT	202302 Feb. 2023	CY Cyprus	3,001	37
11081300 Potato starch	EU27 2020 European	2 EXPORT	202302 Feb. 2023	CZ Czechia	420,825	3,681
11081300 Potato starch	EU27 2020 European	2 EXPORT	202302 Feb. 2023	DE Germany (incl. German Democratic Repu	2,974,133	28,228
11081300 Potato starch	EU27 2020 European	2 EXPORT	202302 Feb. 2023	DK Denmark	82,257	589
11081300 Potato starch	EU27 2020 European	2 EXPORT	202302 Feb. 2023	DO Dominican Republic	41,276	385
11081300 Potato starch	EU27 2020 European	2 EXPORT	202302 Feb. 2023	DZ Algeria	263,142	2,520
11081300 Potato starch	EU27 2020 European	2 EXPORT	202302 Feb. 2023	EC Ecuador	60,788	600
11081300 Potato starch	EU27 2020 European	2 EXPORT	202302 Feb. 2023	EE Estonia	130,321	1,354
11081300 Potato starch	EU27 2020 European	2 EXPORT	202302 Feb. 2023	EG Egypt	559,525	5,448
11081300 Potato starch	EU27 2020 European	2 EXPORT	202302 Feb. 2023	ES Spain (incl. Canary Islands 'XB' from 199	2,686,716	25,261
11081300 Potato starch	EU27 2020 European	2 EXPORT	202302 Feb. 2023	EU27 2020 EXTRA Extra-EU27 (= 'WORLD'	26,350,187	254,424
11081300 Potato starch	EU27 2020 European	2 EXPORT	202302 Feb. 2023	EU27 2020 INTRA Intra-EU27 (AT, BE, BG, C	26,863,184	253,604
11081300 Potato starch	EU27 2020 European	2 EXPORT	202302 Feb. 2023	FI Finland	18,331	177
11081300 Potato starch	EU27 2020 European	2 EXPORT	202302 Feb. 2023	FR France (incl. Saint Barthélemy 'BL' -> 20	1,919,129	16,137
11081300 Potato starch	EU27 2020 European	2 EXPORT	202302 Feb. 2023	GB United Kingdom	3,018,773	27,844
11081300 Potato starch	EU27 2020 European	2 EXPORT	202302 Feb. 2023	GE Georgia	68,050	640
11081300 Potato starch	EU27 2020 European	2 EXPORT	202302 Feb. 2023	GR Greece	265,852	2,110
11081300 Potato starch	EU27 2020 European	2 EXPORT	202302 Feb. 2023	GT Guatemala	38,467	350
11081300 Potato starch	EU27 2020 European	2 EXPORT	202302 Feb. 2023	GW Guinea-Bissau	676	0
11081300 Potato starch	EU27 2020 European	2 EXPORT	202302 Feb. 2023	HK Hong Kong, China	1,336,339	13,602
11081300 Potato starch	EU27 2020 European	2 EXPORT	202302 Feb. 2023	HN Honduras	80,393	820
11081300 Potato starch	EU27 2020 European	2 EXPORT	202302 Feb. 2023	HR Croatia	54,338	395
11081300 Potato starch	EU27 2020 European	2 EXPORT	202302 Feb. 2023	HU Hungary	354,762	3,000
11081300 Potato starch	EU27 2020 European	2 EXPORT	202302 Feb. 2023	ID Indonesia (incl. East Timor 'TP' from 197	375,413	3,585
11081300 Potato starch	EU27 2020 European	2 EXPORT	202302 Feb. 2023	IE Ireland (Eire)	167,422	1,178
11081300 Potato starch	EU27 2020 European	2 EXPORT	202302 Feb. 2023	IL Israel (incl. West Bank and Gaza Strip 'XP	24,832	175
11081300 Potato starch	EU27 2020 European	2 EXPORT	202302 Feb. 2023	IN India	85,711	800
11081300 Potato starch	EU27 2020 European	2 EXPORT	202302 Feb. 2023	IQ Iraq	23,276	210
11081300 Potato starch	EU27 2020 European	2 EXPORT	202302 Feb. 2023	IS Iceland	223	2
11081300 Potato starch	EU27 2020 European	2 EXPORT	202302 Feb. 2023	IT Italy (incl. San Marino 'SM' -> 1993)	2,503,907	25,025
11081300 Potato starch	EU27 2020 European	2 EXPORT	202302 Feb. 2023	JP Japan	588,673	6,940
11081300 Potato starch	EU27 2020 European	2 EXPORT	202302 Feb. 2023	KE Kenya	4,788	40
11081300 Potato starch	EU27 2020 European	2 EXPORT	202302 Feb. 2023	KG Kyrgyzstan	1,092	10
11081300 Potato starch	EU27 2020 European	2 EXPORT	202302 Feb. 2023	KR Korea, Republic of (South Korea)	2,581,747	25,458
11081300 Potato starch	EU27 2020 European	2 EXPORT	202302 Feb. 2023	KW Kuwait	2,320	20
11081300 Potato starch	EU27 2020 European	2 EXPORT	202302 Feb. 2023	KZ Kazakhstan	71,600	660
11081300 Potato starch	EU27 2020 European	2 EXPORT	202302 Feb. 2023	LB Lebanon	30,240	236
11081300 Potato starch	EU27 2020 European	2 EXPORT	202302 Feb. 2023	LT Lithuania	174,343	1,599
11081300 Potato starch	EU27 2020 European	2 EXPORT	202302 Feb. 2023	LU Luxembourg	18,304	101
11081300 Potato starch	EU27 2020 European	2 EXPORT	202302 Feb. 2023	LV Latvia	32,397	294
11081300 Potato starch	EU27 2020 European	2 EXPORT	202302 Feb. 2023	MA Morocco	45,354	441
11081300 Potato starch	EU27 2020 European	2 EXPORT	202302 Feb. 2023	MD Moldova, Republic of	24,980	220
11081300 Potato starch	EU27 2020 European	2 EXPORT	202302 Feb. 2023	MK North Macedonia	72,822	700
11081300 Potato starch	EU27 2020 European	2 EXPORT	202302 Feb. 2023	MN Mongolia	63,580	440
11081300 Potato starch	EU27 2020 European	2 EXPORT	202302 Feb. 2023	MT Malta	2,487	20
11081300 Potato starch	EU27 2020 European	2 EXPORT	202302 Feb. 2023	MX Mexico	2,095,824	18,625
11081300 Potato starch	EU27 2020 European	2 EXPORT	202302 Feb. 2023	MY Malaysia	96,038	1,156
11081300 Potato starch	EU27 2020 European	2 EXPORT	202302 Feb. 2023	MZ Mozambique	17	0
11081300 Potato starch	EU27 2020 European	2 EXPORT	202302 Feb. 2023	NC New Caledonia	144	1
11081300 Potato starch	EU27 2020 European	2 EXPORT	202302 Feb. 2023	NL Netherlands	8,387,256	91,502
11081300 Potato starch	EU27 2020 European	2 EXPORT	202302 Feb. 2023	NO Norway (incl. Svalbard and Jan Mayen 'N	13	0
11081300 Potato starch	EU27 2020 European	2 EXPORT	202302 Feb. 2023	NZ New Zealand	158,162	1,359
11081300 Potato starch	EU27 2020 European	2 EXPORT	202302 Feb. 2023	PE Peru	364,521	3,858
11081300 Potato starch	EU27 2020 European	2 EXPORT	202302 Feb. 2023	PH Philippines	311,196	3,230
11081300 Potato starch	EU27 2020 European	2 EXPORT	202302 Feb. 2023	PL Poland	270,433	2,405
11081300 Potato starch	EU27 2020 European	2 EXPORT	202302 Feb. 2023	PS Occupied Palestinian Territory (West Ban	105,000	875
11081300 Potato starch	EU27 2020 European	2 EXPORT	202302 Feb. 2023	PT Portugal	287,442	2,641
11081300 Potato starch	EU27 2020 European	2 EXPORT	202302 Feb. 2023	PY Paraguay	46,896	527
11081300 Potato starch	EU27 2020 European	2 EXPORT	202302 Feb. 2023	QV Countries and territories not specified w	85	1
11081300 Potato starch	EU27 2020 European	2 EXPORT	202302 Feb. 2023	QW Countries and territories not specified w	8,692	60
11081300 Potato starch	EU27 2020 European	2 EXPORT	202302 Feb. 2023	RO Romania	163,290	1,296
11081300 Potato starch	EU27 2020 European	2 EXPORT	202302 Feb. 2023	RU Russian Federation (Russia)	576,321	4,760
11081300 Potato starch	EU27 2020 European	2 EXPORT	202302 Feb. 2023	SA Saudi Arabia	39,624	375
11081300 Potato starch	EU27 2020 European	2 EXPORT	202302 Feb. 2023	SE Sweden	1,210,963	14,160
11081300 Potato starch	EU27 2020 European	2 EXPORT	202302 Feb. 2023	SG Singapore	237,766	2,361
11081300 Potato starch	EU27 2020 European	2 EXPORT	202302 Feb. 2023	SJ Slovenia	124,837	1,359
11081300 Potato starch	EU27 2020 European	2 EXPORT	202302 Feb. 2023	SK Slovakia	300,432	2,673
11081300 Potato starch	EU27 2020 European	2 EXPORT	202302 Feb. 2023	SN Senegal	17,900	200
11081300 Potato starch	EU27 2020 European	2 EXPORT	202302 Feb. 2023	SV El Salvador	35,354	350
11081300 Potato starch	EU27 2020 European	2 EXPORT	202302 Feb. 2023	TH Thailand	373,388	3,358
11081300 Potato starch	EU27 2020 European	2 EXPORT	202302 Feb. 2023	TN Tunisia	157	2
11081300 Potato starch	EU27 2020 European	2 EXPORT	202302 Feb. 2023	TR Türkiye	603,967	6,052
11081300 Potato starch	EU27 2020 European	2 EXPORT	202302 Feb. 2023	TW Taiwan, China	1,584,487	15,430

11081300	Potato starch	EU27_2020_European	2_EXPORT	202302_Feb_2023	UA_Ukraine		19,429	104
11081300	Potato starch	EU27_2020_European	2_EXPORT	202302_Feb_2023	US_United States (incl. Navassa Island (part		5,043,889	48,810
11081300	Potato starch	EU27_2020_European	2_EXPORT	202302_Feb_2023	UZ_Uzbekistan		453,372	5,660
11081300	Potato starch	EU27_2020_European	2_EXPORT	202302_Feb_2023	VE_Venezuela, Bolivarian Republic of		62,488	620
11081300	Potato starch	EU27_2020_European	2_EXPORT	202302_Feb_2023	VN_Viet Nam (incl. North Viet Nam 'VD' from		529,060	5,286
11081300	Potato starch	EU27_2020_European	2_EXPORT	202302_Feb_2023	XS_Serbia		219,877	1,876
11081300	Potato starch	EU27_2020_European	2_EXPORT	202302_Feb_2023	ZA_South Africa (incl. Namibia 'NA' -> 1989		324,269	2,589
11081300	Potato starch	EU27_2020_European	2_EXPORT	202303_Mar_2023	AD_Andorra		379	1
11081300	Potato starch	EU27_2020_European	2_EXPORT	202303_Mar_2023	AE_United Arab Emirates		46,248	410
11081300	Potato starch	EU27_2020_European	2_EXPORT	202303_Mar_2023	AL_Albania		23,612	242
11081300	Potato starch	EU27_2020_European	2_EXPORT	202303_Mar_2023	AM_Armenia		31,900	220
11081300	Potato starch	EU27_2020_European	2_EXPORT	202303_Mar_2023	AO_Angola		40,530	210
11081300	Potato starch	EU27_2020_European	2_EXPORT	202303_Mar_2023	AR_Argentina		479,905	4,446
11081300	Potato starch	EU27_2020_European	2_EXPORT	202303_Mar_2023	AT_Austria		276,191	2,715
11081300	Potato starch	EU27_2020_European	2_EXPORT	202303_Mar_2023	AU_Australia		414,534	3,760
11081300	Potato starch	EU27_2020_European	2_EXPORT	202303_Mar_2023	AZ_Azerbaijan		3	0
11081300	Potato starch	EU27_2020_European	2_EXPORT	202303_Mar_2023	BA_Bosnia and Herzegovina		22,409	233
11081300	Potato starch	EU27_2020_European	2_EXPORT	202303_Mar_2023	BD_Bangladesh		108,492	1,200
11081300	Potato starch	EU27_2020_European	2_EXPORT	202303_Mar_2023	BE_Belgium (incl. Luxembourg 'LU' -> 1998)		2,881,142	27,780
11081300	Potato starch	EU27_2020_European	2_EXPORT	202303_Mar_2023	BG_Bulgaria		165,283	1,630
11081300	Potato starch	EU27_2020_European	2_EXPORT	202303_Mar_2023	BJ_Benin		2,184	7
11081300	Potato starch	EU27_2020_European	2_EXPORT	202303_Mar_2023	BR_Brazil		55,866	592
11081300	Potato starch	EU27_2020_European	2_EXPORT	202303_Mar_2023	BY_Belarus (Belorussia)		151,812	1,264
11081300	Potato starch	EU27_2020_European	2_EXPORT	202303_Mar_2023	CA_Canada		429,469	4,288
11081300	Potato starch	EU27_2020_European	2_EXPORT	202303_Mar_2023	CH_Switzerland (incl. Liechtenstein 'LI' -> 19		207,844	1,610
11081300	Potato starch	EU27_2020_European	2_EXPORT	202303_Mar_2023	CL_Chile		89,672	850
11081300	Potato starch	EU27_2020_European	2_EXPORT	202303_Mar_2023	CN_China		1,108,557	11,100
11081300	Potato starch	EU27_2020_European	2_EXPORT	202303_Mar_2023	CO_Colombia		111,015	1,090
11081300	Potato starch	EU27_2020_European	2_EXPORT	202303_Mar_2023	CR_Costa Rica		190,440	1,750
11081300	Potato starch	EU27_2020_European	2_EXPORT	202303_Mar_2023	CU_Cuba		97,794	630
11081300	Potato starch	EU27_2020_European	2_EXPORT	202303_Mar_2023	CV_Cabo Verde		143	0
11081300	Potato starch	EU27_2020_European	2_EXPORT	202303_Mar_2023	CY_Cyprus		10,733	68
11081300	Potato starch	EU27_2020_European	2_EXPORT	202303_Mar_2023	CZ_Czechia		591,574	5,857
11081300	Potato starch	EU27_2020_European	2_EXPORT	202303_Mar_2023	DE_Germany (incl. German Democratic Repu		3,372,238	32,386
11081300	Potato starch	EU27_2020_European	2_EXPORT	202303_Mar_2023	DK_Denmark		95,246	471
11081300	Potato starch	EU27_2020_European	2_EXPORT	202303_Mar_2023	DO_Dominican Republic		245,742	2,415
11081300	Potato starch	EU27_2020_European	2_EXPORT	202303_Mar_2023	DZ_Algeria		114,332	1,050
11081300	Potato starch	EU27_2020_European	2_EXPORT	202303_Mar_2023	EE_Estonia		188,960	1,956
11081300	Potato starch	EU27_2020_European	2_EXPORT	202303_Mar_2023	EG_Egypt		260,990	2,430
11081300	Potato starch	EU27_2020_European	2_EXPORT	202303_Mar_2023	ES_Spain (incl. Canary Islands 'XB' from 199		2,806,665	25,852
11081300	Potato starch	EU27_2020_European	2_EXPORT	202303_Mar_2023	EU27_2020_EXTRA Extra-EU27 (= 'WORLD'		35,593,491	335,526
11081300	Potato starch	EU27_2020_European	2_EXPORT	202303_Mar_2023	EU27_2020_INTRA Intra-EU27 (AT, BE, BG, C		23,736,952	237,578
11081300	Potato starch	EU27_2020_European	2_EXPORT	202303_Mar_2023	FI_Finland		83,245	874
11081300	Potato starch	EU27_2020_European	2_EXPORT	202303_Mar_2023	FR_France (incl. Saint Barthelemy 'BL' -> 20		2,068,054	18,882
11081300	Potato starch	EU27_2020_European	2_EXPORT	202303_Mar_2023	GB_United Kingdom		4,604,754	44,105
11081300	Potato starch	EU27_2020_European	2_EXPORT	202303_Mar_2023	GE_Georgia		23,363	220
11081300	Potato starch	EU27_2020_European	2_EXPORT	202303_Mar_2023	GI_Gibraltar		279	2
11081300	Potato starch	EU27_2020_European	2_EXPORT	202303_Mar_2023	GN_Guinea		86	0
11081300	Potato starch	EU27_2020_European	2_EXPORT	202303_Mar_2023	GR_Greece		248,701	2,312
11081300	Potato starch	EU27_2020_European	2_EXPORT	202303_Mar_2023	HK_Hong Kong, China		1,657,754	16,781
11081300	Potato starch	EU27_2020_European	2_EXPORT	202303_Mar_2023	HN_Honduras		152,513	1,610
11081300	Potato starch	EU27_2020_European	2_EXPORT	202303_Mar_2023	HR_Croatia		80,849	689
11081300	Potato starch	EU27_2020_European	2_EXPORT	202303_Mar_2023	HU_Hungary		444,953	3,595
11081300	Potato starch	EU27_2020_European	2_EXPORT	202303_Mar_2023	ID_Indonesia (incl. East Timor 'TP' from 197		214,860	2,566
11081300	Potato starch	EU27_2020_European	2_EXPORT	202303_Mar_2023	IE_Ireland (Eire)		228,430	4,368
11081300	Potato starch	EU27_2020_European	2_EXPORT	202303_Mar_2023	IL_Israel (incl. West Bank and Gaza Strip 'XP'		28,051	186
11081300	Potato starch	EU27_2020_European	2_EXPORT	202303_Mar_2023	IN_India		75,210	738
11081300	Potato starch	EU27_2020_European	2_EXPORT	202303_Mar_2023	IS_Iceland		948	6
11081300	Potato starch	EU27_2020_European	2_EXPORT	202303_Mar_2023	IT_Italy (incl. San Marino 'SM' -> 1993)		2,329,432	24,053
11081300	Potato starch	EU27_2020_European	2_EXPORT	202303_Mar_2023	JO_Jordan		166,335	1,324
11081300	Potato starch	EU27_2020_European	2_EXPORT	202303_Mar_2023	JP_Japan		758,444	8,270
11081300	Potato starch	EU27_2020_European	2_EXPORT	202303_Mar_2023	KR_Cambodia		83,962	840
11081300	Potato starch	EU27_2020_European	2_EXPORT	202303_Mar_2023	KR_Korea, Republic of (South Korea)		5,673,254	49,936
11081300	Potato starch	EU27_2020_European	2_EXPORT	202303_Mar_2023	KW_Kuwait		22,909	195
11081300	Potato starch	EU27_2020_European	2_EXPORT	202303_Mar_2023	LT_Lithuania		314,815	2,970
11081300	Potato starch	EU27_2020_European	2_EXPORT	202303_Mar_2023	LU_Luxembourg		23,725	165
11081300	Potato starch	EU27_2020_European	2_EXPORT	202303_Mar_2023	LV_Latvia		19,754	182
11081300	Potato starch	EU27_2020_European	2_EXPORT	202303_Mar_2023	MA_Morocco		9,535	107
11081300	Potato starch	EU27_2020_European	2_EXPORT	202303_Mar_2023	ME_Montenegro		3,682	30
11081300	Potato starch	EU27_2020_European	2_EXPORT	202303_Mar_2023	MK_North Macedonia		48,007	460
11081300	Potato starch	EU27_2020_European	2_EXPORT	202303_Mar_2023	MT_Malta		930	10
11081300	Potato starch	EU27_2020_European	2_EXPORT	202303_Mar_2023	MX_Mexico		1,885,590	16,823
11081300	Potato starch	EU27_2020_European	2_EXPORT	202303_Mar_2023	MY_Malaysia		178,400	1,829
11081300	Potato starch	EU27_2020_European	2_EXPORT	202303_Mar_2023	NC_New Caledonia		119	0
11081300	Potato starch	EU27_2020_European	2_EXPORT	202303_Mar_2023	NI_Nicaragua		19,756	200
11081300	Potato starch	EU27_2020_European	2_EXPORT	202303_Mar_2023	NL_Netherlands		5,339,151	59,952
11081300	Potato starch	EU27_2020_European	2_EXPORT	202303_Mar_2023	NO_Norway (incl. Svalbard and Jan Mayen 'S		5,071	55
11081300	Potato starch	EU27_2020_European	2_EXPORT	202303_Mar_2023	NZ_New Zealand		320,729	2,590
11081300	Potato starch	EU27_2020_European	2_EXPORT	202303_Mar_2023	PE_Peru		1,926,377	19,519
11081300	Potato starch	EU27_2020_European	2_EXPORT	202303_Mar_2023	PH_Philippines		1,602,317	15,614
11081300	Potato starch	EU27_2020_European	2_EXPORT	202303_Mar_2023	PL_Poland		325,806	3,017
11081300	Potato starch	EU27_2020_European	2_EXPORT	202303_Mar_2023	PS_Occupied Palestinian Territory (West Ban		104,910	874
11081300	Potato starch	EU27_2020_European	2_EXPORT	202303_Mar_2023	PT_Portugal		303,220	2,759
11081300	Potato starch	EU27_2020_European	2_EXPORT	202303_Mar_2023	PY_Paraguay		180,142	1,660
11081300	Potato starch	EU27_2020_European	2_EXPORT	202303_Mar_2023	QV_Countries and territories not specified w		93	1
11081300	Potato starch	EU27_2020_European	2_EXPORT	202303_Mar_2023	QW_Countries and territories not specified w		67	0
11081300	Potato starch	EU27_2020_European	2_EXPORT	202303_Mar_2023	RO_Romania		305,707	2,871
11081300	Potato starch	EU27_2020_European	2_EXPORT	202303_Mar_2023	RU_Russian Federation (Russia)		908,720	7,563
11081300	Potato starch	EU27_2020_European	2_EXPORT	202303_Mar_2023	SA_Saudi Arabia		20,864	185
11081300	Potato starch	EU27_2020_European	2_EXPORT	202303_Mar_2023	SE_Sweden		668,448	6,823
11081300	Potato starch	EU27_2020_European	2_EXPORT	202303_Mar_2023	SG_Singapore		259,612	2,393
11081300	Potato starch	EU27_2020_European	2_EXPORT	202303_Mar_2023	SI_Slovenia		172,962	1,916
11081300	Potato starch	EU27_2020_European	2_EXPORT	202303_Mar_2023	SK_Slovakia		390,645	3,425
11081300	Potato starch	EU27_2020_European	2_EXPORT	202303_Mar_2023	SN_Senegal		22,785	210
11081300	Potato starch	EU27_2020_European	2_EXPORT	202303_Mar_2023	SV_El Salvador		61,178	550
11081300	Potato starch	EU27_2020_European	2_EXPORT	202303_Mar_2023	SX_Sint Maarten (Dutch part)		71	1
11081300	Potato starch	EU27_2020_European	2_EXPORT	202303_Mar_2023	TH_Thailand		722,897	6,851
11081300	Potato starch	EU27_2020_European	2_EXPORT	202303_Mar_2023	TR_Turkiye		577,103	4,385
11081300	Potato starch	EU27_2020_European	2_EXPORT	202303_Mar_2023	TW_Taiwan, China		558,548	5,250
11081300	Potato starch	EU27_2020_European	2_EXPORT	202303_Mar_2023	UA_Ukraine		13,999	63
11081300	Potato starch	EU27_2020_European	2_EXPORT	202303_Mar_2023	US_United States (incl. Navassa Island (part		6,912,300	66,575
11081300	Potato starch	EU27_2020_European	2_EXPORT	202303_Mar_2023	UY_Uruguay		89,762	1,010
11081300	Potato starch	EU27_2020_European	2_EXPORT	202303_Mar_2023	UZ_Uzbekistan		212,086	2,610
11081300	Potato starch	EU27_2020_European	2_EXPORT	202303_Mar_2023	VE_Venezuela, Bolivarian Republic of		68,825	800
11081300	Potato starch	EU27_2020_European	2_EXPORT	202303_Mar_2023	VN_Viet Nam (incl. North Viet Nam 'VD' from		552,577	5,196
11081300	Potato starch	EU27_2020_European	2_EXPORT	202303_Mar_2023	XS_Serbia		294,567	2,511
11081300	Potato starch	EU27_2020_European	2_EXPORT	202303_Mar_2023	YE_Yemen (incl. South Yemen 'YD' from 199		96,110	875
11081300	Potato starch	EU27_2020_European	2_EXPORT	202303_Mar_2023	ZA_South Africa (incl. Namibia 'NA' -> 1989		239,831	2,160
11081300	Potato starch	EU27_2020_European	2_EXPORT	202304_Apr_2023	AE_United Arab Emirates		146,906	1,405
11081300	Potato starch	EU27_2020_European	2_EXPORT	202304_Apr_2023	AL_Albania		28,172	270
11081300	Potato starch	EU27_2020_European	2_EXPORT	202304_Apr_2023	AM_Armenia		22,280	210
11081300	Potato starch	EU27_2020_European	2_EXPORT	202304_Apr_2023	AO_Angola		37,567	241
11081300	Potato starch	EU27_2020_European	2_EXPORT	202304_Apr_2023	AR_Argentina		306,812	2,756
11081300	Potato starch	EU27_2020_European	2_EXPORT	202304_Apr_2023	AT_Austria		240,912	2,539
11081300	Potato starch	EU27_2020_European	2_EXPORT	202304_Apr_2023	AU_Australia		660,178	6,093



11081300 Potato starch	EU27 2020 European	2 EXPORT	202304 Apr. 2023	BA Bosnia and Herzegovina	576	7
11081300 Potato starch	EU27 2020 European	2 EXPORT	202304 Apr. 2023	BD Bangladesh	111,017	1,201
11081300 Potato starch	EU27 2020 European	2 EXPORT	202304 Apr. 2023	BE Belgium (incl. Luxembourg 'LU' -> 1998)	1,887,424	17,980
11081300 Potato starch	EU27 2020 European	2 EXPORT	202304 Apr. 2023	BG Bulgaria	31,994	310
11081300 Potato starch	EU27 2020 European	2 EXPORT	202304 Apr. 2023	BR Brazil	124,053	1,398
11081300 Potato starch	EU27 2020 European	2 EXPORT	202304 Apr. 2023	BY Belarus (Belorussia)	30,000	192
11081300 Potato starch	EU27 2020 European	2 EXPORT	202304 Apr. 2023	CA Canada	539,515	5,350
11081300 Potato starch	EU27 2020 European	2 EXPORT	202304 Apr. 2023	CH Switzerland (incl. Liechtenstein 'LI' -> 1993)	201,604	1,589
11081300 Potato starch	EU27 2020 European	2 EXPORT	202304 Apr. 2023	CL Chile	105,986	995
11081300 Potato starch	EU27 2020 European	2 EXPORT	202304 Apr. 2023	CN China	1,940,327	18,930
11081300 Potato starch	EU27 2020 European	2 EXPORT	202304 Apr. 2023	CO Colombia	220,487	2,090
11081300 Potato starch	EU27 2020 European	2 EXPORT	202304 Apr. 2023	CR Costa Rica	93,437	878
11081300 Potato starch	EU27 2020 European	2 EXPORT	202304 Apr. 2023	CU Cuba	91,145	967
11081300 Potato starch	EU27 2020 European	2 EXPORT	202304 Apr. 2023	CV Cabo Verde	70	0
11081300 Potato starch	EU27 2020 European	2 EXPORT	202304 Apr. 2023	CY Cyprus	4,050	55
11081300 Potato starch	EU27 2020 European	2 EXPORT	202304 Apr. 2023	CZ Czechia	488,752	4,789
11081300 Potato starch	EU27 2020 European	2 EXPORT	202304 Apr. 2023	DE Germany (incl. German Democratic Republic)	2,217,945	23,711
11081300 Potato starch	EU27 2020 European	2 EXPORT	202304 Apr. 2023	DK Denmark	21,550	95
11081300 Potato starch	EU27 2020 European	2 EXPORT	202304 Apr. 2023	DO Dominican Republic	130,857	1,335
11081300 Potato starch	EU27 2020 European	2 EXPORT	202304 Apr. 2023	DZ Algeria	428,244	4,429
11081300 Potato starch	EU27 2020 European	2 EXPORT	202304 Apr. 2023	EC Ecuador	109,634	1,060
11081300 Potato starch	EU27 2020 European	2 EXPORT	202304 Apr. 2023	EE Estonia	114,459	1,189
11081300 Potato starch	EU27 2020 European	2 EXPORT	202304 Apr. 2023	EG Egypt	35,968	225
11081300 Potato starch	EU27 2020 European	2 EXPORT	202304 Apr. 2023	ES Spain (incl. Canary Islands 'XB' from 1994)	2,893,716	27,217
11081300 Potato starch	EU27 2020 European	2 EXPORT	202304 Apr. 2023	EU27 2020 EXTRA Extra-EU27 (= 'WORLD')	31,468,769	300,257
11081300 Potato starch	EU27 2020 European	2 EXPORT	202304 Apr. 2023	EU27 2020 INTRA Intra-EU27 (AT, BE, BG, C)	16,971,698	170,551
11081300 Potato starch	EU27 2020 European	2 EXPORT	202304 Apr. 2023	FI Finland	36,815	313
11081300 Potato starch	EU27 2020 European	2 EXPORT	202304 Apr. 2023	FR France (incl. Saint Barthélemy 'BL' -> 2007)	1,541,486	13,551
11081300 Potato starch	EU27 2020 European	2 EXPORT	202304 Apr. 2023	GB United Kingdom	2,787,906	24,863
11081300 Potato starch	EU27 2020 European	2 EXPORT	202304 Apr. 2023	GE Georgia	42,535	420
11081300 Potato starch	EU27 2020 European	2 EXPORT	202304 Apr. 2023	GI Gibraltar	359	2
11081300 Potato starch	EU27 2020 European	2 EXPORT	202304 Apr. 2023	GR Greece	247,219	2,374
11081300 Potato starch	EU27 2020 European	2 EXPORT	202304 Apr. 2023	HK Hong Kong, China	848,445	8,680
11081300 Potato starch	EU27 2020 European	2 EXPORT	202304 Apr. 2023	HN Honduras	195,593	2,020
11081300 Potato starch	EU27 2020 European	2 EXPORT	202304 Apr. 2023	HR Croatia	23,450	219
11081300 Potato starch	EU27 2020 European	2 EXPORT	202304 Apr. 2023	HU Hungary	149,921	1,452
11081300 Potato starch	EU27 2020 European	2 EXPORT	202304 Apr. 2023	ID Indonesia (incl. East Timor 'TP' from 1975)	948,500	9,978
11081300 Potato starch	EU27 2020 European	2 EXPORT	202304 Apr. 2023	IE Ireland (Eire)	203,729	1,456
11081300 Potato starch	EU27 2020 European	2 EXPORT	202304 Apr. 2023	IL Israel (incl. West Bank and Gaza Strip 'XP')	16,857	175
11081300 Potato starch	EU27 2020 European	2 EXPORT	202304 Apr. 2023	IN India	82,866	846
11081300 Potato starch	EU27 2020 European	2 EXPORT	202304 Apr. 2023	IS Iceland	21,666	185
11081300 Potato starch	EU27 2020 European	2 EXPORT	202304 Apr. 2023	IT Italy (incl. San Marino 'SM' -> 1993)	2,080,336	20,820
11081300 Potato starch	EU27 2020 European	2 EXPORT	202304 Apr. 2023	JO Jordan	209,542	1,980
11081300 Potato starch	EU27 2020 European	2 EXPORT	202304 Apr. 2023	JP Japan	259,738	3,095
11081300 Potato starch	EU27 2020 European	2 EXPORT	202304 Apr. 2023	KE Kenya	5,199	40
11081300 Potato starch	EU27 2020 European	2 EXPORT	202304 Apr. 2023	KR Korea, Republic of (South Korea)	4,746,098	43,404
11081300 Potato starch	EU27 2020 European	2 EXPORT	202304 Apr. 2023	KZ Kazakhstan	24,720	240
11081300 Potato starch	EU27 2020 European	2 EXPORT	202304 Apr. 2023	LT Lithuania	364,951	3,269
11081300 Potato starch	EU27 2020 European	2 EXPORT	202304 Apr. 2023	LU Luxembourg	18,021	116
11081300 Potato starch	EU27 2020 European	2 EXPORT	202304 Apr. 2023	LV Latvia	88,456	611
11081300 Potato starch	EU27 2020 European	2 EXPORT	202304 Apr. 2023	MA Morocco	62,490	600
11081300 Potato starch	EU27 2020 European	2 EXPORT	202304 Apr. 2023	MK North Macedonia	4,621	40
11081300 Potato starch	EU27 2020 European	2 EXPORT	202304 Apr. 2023	MT Malta	5,792	61
11081300 Potato starch	EU27 2020 European	2 EXPORT	202304 Apr. 2023	MX Mexico	1,475,505	13,412
11081300 Potato starch	EU27 2020 European	2 EXPORT	202304 Apr. 2023	MY Malaysia	231,072	2,399
11081300 Potato starch	EU27 2020 European	2 EXPORT	202304 Apr. 2023	MZ Mozambique	108	0
11081300 Potato starch	EU27 2020 European	2 EXPORT	202304 Apr. 2023	NL Netherlands	1,943,394	22,485
11081300 Potato starch	EU27 2020 European	2 EXPORT	202304 Apr. 2023	NO Norway (incl. Svalbard and Jan Mayen 'Y')	684	1
11081300 Potato starch	EU27 2020 European	2 EXPORT	202304 Apr. 2023	NZ New Zealand	63,866	600
11081300 Potato starch	EU27 2020 European	2 EXPORT	202304 Apr. 2023	OM Oman	39,722	420
11081300 Potato starch	EU27 2020 European	2 EXPORT	202304 Apr. 2023	PA Panama (incl. Panama Canal Zone 'PZ' from 1979)	61,876	604
11081300 Potato starch	EU27 2020 European	2 EXPORT	202304 Apr. 2023	PE Peru	983,412	10,340
11081300 Potato starch	EU27 2020 European	2 EXPORT	202304 Apr. 2023	PF French Polynesia	18,626	175
11081300 Potato starch	EU27 2020 European	2 EXPORT	202304 Apr. 2023	PH Philippines	1,186,952	11,800
11081300 Potato starch	EU27 2020 European	2 EXPORT	202304 Apr. 2023	PK Pakistan	35,220	375
11081300 Potato starch	EU27 2020 European	2 EXPORT	202304 Apr. 2023	PL Poland	279,501	2,761
11081300 Potato starch	EU27 2020 European	2 EXPORT	202304 Apr. 2023	PM St Pierre and Miquelon	9	0
11081300 Potato starch	EU27 2020 European	2 EXPORT	202304 Apr. 2023	PS Occupied Palestinian Territory (West Bank and Gaza Strip)	214,380	1,750
11081300 Potato starch	EU27 2020 European	2 EXPORT	202304 Apr. 2023	PT Portugal	267,933	2,403
11081300 Potato starch	EU27 2020 European	2 EXPORT	202304 Apr. 2023	QS Stores and provisions within the framework of the EU27 2020 European Union	26	0
11081300 Potato starch	EU27 2020 European	2 EXPORT	202304 Apr. 2023	QV Countries and territories not specified within the EU27 2020 European Union	93	1
11081300 Potato starch	EU27 2020 European	2 EXPORT	202304 Apr. 2023	RO Romania	368,195	4,216
11081300 Potato starch	EU27 2020 European	2 EXPORT	202304 Apr. 2023	RU Russian Federation (Russia)	683,458	5,295
11081300 Potato starch	EU27 2020 European	2 EXPORT	202304 Apr. 2023	SA Saudi Arabia	77,138	780
11081300 Potato starch	EU27 2020 European	2 EXPORT	202304 Apr. 2023	SE Sweden	1,079,851	13,288
11081300 Potato starch	EU27 2020 European	2 EXPORT	202304 Apr. 2023	SG Singapore	169,536	1,650
11081300 Potato starch	EU27 2020 European	2 EXPORT	202304 Apr. 2023	SI Slovenia	36,839	318
11081300 Potato starch	EU27 2020 European	2 EXPORT	202304 Apr. 2023	SK Slovakia	334,914	2,955
11081300 Potato starch	EU27 2020 European	2 EXPORT	202304 Apr. 2023	SN Senegal	21,465	220
11081300 Potato starch	EU27 2020 European	2 EXPORT	202304 Apr. 2023	SR Suriname	17	0
11081300 Potato starch	EU27 2020 European	2 EXPORT	202304 Apr. 2023	SV El Salvador	66,306	550
11081300 Potato starch	EU27 2020 European	2 EXPORT	202304 Apr. 2023	TH Thailand	503,582	4,585
11081300 Potato starch	EU27 2020 European	2 EXPORT	202304 Apr. 2023	TR Türkiye	908,998	7,890
11081300 Potato starch	EU27 2020 European	2 EXPORT	202304 Apr. 2023	TW Taiwan, China	1,140,643	11,002
11081300 Potato starch	EU27 2020 European	2 EXPORT	202304 Apr. 2023	UA Ukraine	671	5
11081300 Potato starch	EU27 2020 European	2 EXPORT	202304 Apr. 2023	US United States (incl. Navassa Island (part of US))	7,113,831	69,293
11081300 Potato starch	EU27 2020 European	2 EXPORT	202304 Apr. 2023	UY Uruguay	53,768	610
11081300 Potato starch	EU27 2020 European	2 EXPORT	202304 Apr. 2023	UZ Uzbekistan	193,486	2,600
11081300 Potato starch	EU27 2020 European	2 EXPORT	202304 Apr. 2023	VE Venezuela, Bolivarian Republic of	20,164	210
11081300 Potato starch	EU27 2020 European	2 EXPORT	202304 Apr. 2023	VN Viet Nam (incl. North Viet Nam 'VD' from 1975)	261,176	2,473
11081300 Potato starch	EU27 2020 European	2 EXPORT	202304 Apr. 2023	XK Kosovo	7	0
11081300 Potato starch	EU27 2020 European	2 EXPORT	202304 Apr. 2023	XS Serbia	152,844	1,402
11081300 Potato starch	EU27 2020 European	2 EXPORT	202304 Apr. 2023	ZA South Africa (incl. Namibia 'NA' -> 1989)	168,251	1,630
11081300 Potato starch	EU27 2020 European	2 EXPORT	202305 May. 2023	AE United Arab Emirates	19,283	200
11081300 Potato starch	EU27 2020 European	2 EXPORT	202305 May. 2023	AL Albania	23,605	222
11081300 Potato starch	EU27 2020 European	2 EXPORT	202305 May. 2023	AO Angola	35,720	248
11081300 Potato starch	EU27 2020 European	2 EXPORT	202305 May. 2023	AR Argentina	384,629	3,596
11081300 Potato starch	EU27 2020 European	2 EXPORT	202305 May. 2023	AT Austria	337,609	3,149
11081300 Potato starch	EU27 2020 European	2 EXPORT	202305 May. 2023	AU Australia	947,870	8,741
11081300 Potato starch	EU27 2020 European	2 EXPORT	202305 May. 2023	AZ Azerbaijan	3	0
11081300 Potato starch	EU27 2020 European	2 EXPORT	202305 May. 2023	BA Bosnia and Herzegovina	685	7
11081300 Potato starch	EU27 2020 European	2 EXPORT	202305 May. 2023	BD Bangladesh	228,800	2,200
11081300 Potato starch	EU27 2020 European	2 EXPORT	202305 May. 2023	BE Belgium (incl. Luxembourg 'LU' -> 1998)	2,386,981	23,342
11081300 Potato starch	EU27 2020 European	2 EXPORT	202305 May. 2023	BG Bulgaria	179,604	2,648
11081300 Potato starch	EU27 2020 European	2 EXPORT	202305 May. 2023	BJ Benin	18,209	125
11081300 Potato starch	EU27 2020 European	2 EXPORT	202305 May. 2023	BR Brazil	261,630	2,373
11081300 Potato starch	EU27 2020 European	2 EXPORT	202305 May. 2023	BY Belarus (Belorussia)	69,500	440
11081300 Potato starch	EU27 2020 European	2 EXPORT	202305 May. 2023	CA Canada	506,297	4,768
11081300 Potato starch	EU27 2020 European	2 EXPORT	202305 May. 2023	CH Switzerland (incl. Liechtenstein 'LI' -> 1993)	308,927	2,187
11081300 Potato starch	EU27 2020 European	2 EXPORT	202305 May. 2023	CL Chile	56,979	420
11081300 Potato starch	EU27 2020 European	2 EXPORT	202305 May. 2023	CN China	1,915,559	20,728
11081300 Potato starch	EU27 2020 European	2 EXPORT	202305 May. 2023	CO Colombia	163,849	1,670
11081300 Potato starch	EU27 2020 European	2 EXPORT	202305 May. 2023	CR Costa Rica	104,117	1,103
11081300 Potato starch	EU27 2020 European	2 EXPORT	202305 May. 2023	CU Cuba	12,710	83
11081300 Potato starch	EU27 2020 European	2 EXPORT	202305 May. 2023	CY Cyprus	69,586	675

11081300 Potato starch	EU27 2020 European	2 EXPORT	202305 May, 2023	CZ Czechia	494,091	4,808
11081300 Potato starch	EU27 2020 European	2 EXPORT	202305 May, 2023	DE Germany (incl. German Democratic Republic)	2,932,664	31,851
11081300 Potato starch	EU27 2020 European	2 EXPORT	202305 May, 2023	DK Denmark	27,935	248
11081300 Potato starch	EU27 2020 European	2 EXPORT	202305 May, 2023	DO Dominican Republic	206,414	2,115
11081300 Potato starch	EU27 2020 European	2 EXPORT	202305 May, 2023	DZ Algeria	206,878	2,050
11081300 Potato starch	EU27 2020 European	2 EXPORT	202305 May, 2023	EC Ecuador	61,312	620
11081300 Potato starch	EU27 2020 European	2 EXPORT	202305 May, 2023	EE Estonia	268,946	2,899
11081300 Potato starch	EU27 2020 European	2 EXPORT	202305 May, 2023	EG Egypt	137,073	1,275
11081300 Potato starch	EU27 2020 European	2 EXPORT	202305 May, 2023	ES Spain (incl. Canary Islands 'XB' from 1997)	3,244,754	30,077
11081300 Potato starch	EU27 2020 European	2 EXPORT	202305 May, 2023	EU27 2020 EXTRA Extra-EU27 (= 'WORLD')	36,466,829	353,240
11081300 Potato starch	EU27 2020 European	2 EXPORT	202305 May, 2023	EU27 2020 INTRA Intra-EU27 (AT, BE, BG, C)	22,409,590	247,875
11081300 Potato starch	EU27 2020 European	2 EXPORT	202305 May, 2023	FI Finland	5,887	65
11081300 Potato starch	EU27 2020 European	2 EXPORT	202305 May, 2023	FR France (incl. Saint Barthélemy 'BL' -> 2003)	1,890,672	16,799
11081300 Potato starch	EU27 2020 European	2 EXPORT	202305 May, 2023	GB United Kingdom	3,350,728	29,500
11081300 Potato starch	EU27 2020 European	2 EXPORT	202305 May, 2023	GE Georgia	24,523	230
11081300 Potato starch	EU27 2020 European	2 EXPORT	202305 May, 2023	GR Greece	304,915	2,852
11081300 Potato starch	EU27 2020 European	2 EXPORT	202305 May, 2023	GT Guatemala	81,150	830
11081300 Potato starch	EU27 2020 European	2 EXPORT	202305 May, 2023	GW Guinea-Bissau	144	0
11081300 Potato starch	EU27 2020 European	2 EXPORT	202305 May, 2023	HK Hong Kong, China	832,154	8,815
11081300 Potato starch	EU27 2020 European	2 EXPORT	202305 May, 2023	HN Honduras	54,469	560
11081300 Potato starch	EU27 2020 European	2 EXPORT	202305 May, 2023	HR Croatia	39,742	535
11081300 Potato starch	EU27 2020 European	2 EXPORT	202305 May, 2023	HU Hungary	152,293	1,370
11081300 Potato starch	EU27 2020 European	2 EXPORT	202305 May, 2023	ID Indonesia (incl. East Timor 'TP' from 1977)	282,965	3,501
11081300 Potato starch	EU27 2020 European	2 EXPORT	202305 May, 2023	IE Ireland (Eire)	268,731	2,127
11081300 Potato starch	EU27 2020 European	2 EXPORT	202305 May, 2023	IL Israel (incl. West Bank and Gaza Strip 'XP')	1,931	6
11081300 Potato starch	EU27 2020 European	2 EXPORT	202305 May, 2023	IN India	128,976	1,176
11081300 Potato starch	EU27 2020 European	2 EXPORT	202305 May, 2023	IS Iceland	61	0
11081300 Potato starch	EU27 2020 European	2 EXPORT	202305 May, 2023	IT Italy (incl. San Marino 'SM' -> 1993)	2,095,605	22,239
11081300 Potato starch	EU27 2020 European	2 EXPORT	202305 May, 2023	JO Jordan	214,420	1,760
11081300 Potato starch	EU27 2020 European	2 EXPORT	202305 May, 2023	JP Japan	1,126,639	13,115
11081300 Potato starch	EU27 2020 European	2 EXPORT	202305 May, 2023	KE Kenya	6,474	50
11081300 Potato starch	EU27 2020 European	2 EXPORT	202305 May, 2023	KH Cambodia	41,333	420
11081300 Potato starch	EU27 2020 European	2 EXPORT	202305 May, 2023	KR Korea, Republic of (South Korea)	6,664,985	61,995
11081300 Potato starch	EU27 2020 European	2 EXPORT	202305 May, 2023	KW Kuwait	2,480	20
11081300 Potato starch	EU27 2020 European	2 EXPORT	202305 May, 2023	KZ Kazakhstan	152,423	1,313
11081300 Potato starch	EU27 2020 European	2 EXPORT	202305 May, 2023	LB Lebanon	92,785	875
11081300 Potato starch	EU27 2020 European	2 EXPORT	202305 May, 2023	LK Sri Lanka	1,219	2
11081300 Potato starch	EU27 2020 European	2 EXPORT	202305 May, 2023	LT Lithuania	215,024	2,436
11081300 Potato starch	EU27 2020 European	2 EXPORT	202305 May, 2023	LU Luxembourg	23,006	126
11081300 Potato starch	EU27 2020 European	2 EXPORT	202305 May, 2023	LV Latvia	48,985	539
11081300 Potato starch	EU27 2020 European	2 EXPORT	202305 May, 2023	MA Morocco	100,996	881
11081300 Potato starch	EU27 2020 European	2 EXPORT	202305 May, 2023	MD Moldova, Republic of	322	2
11081300 Potato starch	EU27 2020 European	2 EXPORT	202305 May, 2023	MK North Macedonia	46,361	470
11081300 Potato starch	EU27 2020 European	2 EXPORT	202305 May, 2023	MN Mongolia	68,588	660
11081300 Potato starch	EU27 2020 European	2 EXPORT	202305 May, 2023	MT Malta	621	6
11081300 Potato starch	EU27 2020 European	2 EXPORT	202305 May, 2023	MX Mexico	1,675,799	15,596
11081300 Potato starch	EU27 2020 European	2 EXPORT	202305 May, 2023	MY Malaysia	256,256	2,570
11081300 Potato starch	EU27 2020 European	2 EXPORT	202305 May, 2023	MZ Mozambique	295	1
11081300 Potato starch	EU27 2020 European	2 EXPORT	202305 May, 2023	NI Nicaragua	19,756	200
11081300 Potato starch	EU27 2020 European	2 EXPORT	202305 May, 2023	NL Netherlands	4,285,279	60,149
11081300 Potato starch	EU27 2020 European	2 EXPORT	202305 May, 2023	NO Norway (incl. Svalbard and Jan Mayen 'NP')	7,785	71
11081300 Potato starch	EU27 2020 European	2 EXPORT	202305 May, 2023	NZ New Zealand	87,303	540
11081300 Potato starch	EU27 2020 European	2 EXPORT	202305 May, 2023	PA Panama (incl. Panama Canal Zone 'PZ' from 1999)	43,957	440
11081300 Potato starch	EU27 2020 European	2 EXPORT	202305 May, 2023	PE Peru	779,151	8,539
11081300 Potato starch	EU27 2020 European	2 EXPORT	202305 May, 2023	PH Philippines	1,345,048	12,600
11081300 Potato starch	EU27 2020 European	2 EXPORT	202305 May, 2023	PK Pakistan	20,077	220
11081300 Potato starch	EU27 2020 European	2 EXPORT	202305 May, 2023	PL Poland	430,086	6,607
11081300 Potato starch	EU27 2020 European	2 EXPORT	202305 May, 2023	PT Portugal	552,549	4,644
11081300 Potato starch	EU27 2020 European	2 EXPORT	202305 May, 2023	PY Paraguay	44,514	400
11081300 Potato starch	EU27 2020 European	2 EXPORT	202305 May, 2023	QA Qatar	1,400	10
11081300 Potato starch	EU27 2020 European	2 EXPORT	202305 May, 2023	QV Countries and territories not specified within EU27	69,941	711
11081300 Potato starch	EU27 2020 European	2 EXPORT	202305 May, 2023	RO Romania	517,199	8,154
11081300 Potato starch	EU27 2020 European	2 EXPORT	202305 May, 2023	RU Russian Federation (Russia)	554,260	4,556
11081300 Potato starch	EU27 2020 European	2 EXPORT	202305 May, 2023	SA Saudi Arabia	44,765	450
11081300 Potato starch	EU27 2020 European	2 EXPORT	202305 May, 2023	SE Sweden	1,042,450	13,391
11081300 Potato starch	EU27 2020 European	2 EXPORT	202305 May, 2023	SG Singapore	369,881	3,850
11081300 Potato starch	EU27 2020 European	2 EXPORT	202305 May, 2023	SI Slovenia	153,398	1,684
11081300 Potato starch	EU27 2020 European	2 EXPORT	202305 May, 2023	SK Slovakia	371,037	3,742
11081300 Potato starch	EU27 2020 European	2 EXPORT	202305 May, 2023	SV El Salvador	96,064	985
11081300 Potato starch	EU27 2020 European	2 EXPORT	202305 May, 2023	TH Thailand	620,764	5,925
11081300 Potato starch	EU27 2020 European	2 EXPORT	202305 May, 2023	TN Tunisia	1,170	2
11081300 Potato starch	EU27 2020 European	2 EXPORT	202305 May, 2023	TR Türkiye	800,234	7,746
11081300 Potato starch	EU27 2020 European	2 EXPORT	202305 May, 2023	TW Taiwan, China	786,310	7,620
11081300 Potato starch	EU27 2020 European	2 EXPORT	202305 May, 2023	UA Ukraine	52,981	461
11081300 Potato starch	EU27 2020 European	2 EXPORT	202305 May, 2023	US United States (incl. Navassa Island (part) from 1982)	8,682,036	86,138
11081300 Potato starch	EU27 2020 European	2 EXPORT	202305 May, 2023	UY Uruguay	33,330	400
11081300 Potato starch	EU27 2020 European	2 EXPORT	202305 May, 2023	UZ Uzbekistan	342,313	3,600
11081300 Potato starch	EU27 2020 European	2 EXPORT	202305 May, 2023	VE Venezuela, Bolivarian Republic of	283,405	2,860
11081300 Potato starch	EU27 2020 European	2 EXPORT	202305 May, 2023	VN Viet Nam (incl. North Viet Nam 'VD' from 1975)	226,564	2,810
11081300 Potato starch	EU27 2020 European	2 EXPORT	202305 May, 2023	XS Serbia	159,102	1,316
11081300 Potato starch	EU27 2020 European	2 EXPORT	202305 May, 2023	ZA South Africa (incl. Namibia 'NA' -> 1989)	186,134	1,982
11081300 Potato starch	EU27 2020 European	2 EXPORT	202306 Jun, 2023	AE United Arab Emirates	212,683	2,605
11081300 Potato starch	EU27 2020 European	2 EXPORT	202306 Jun, 2023	AL Albania	60,096	620
11081300 Potato starch	EU27 2020 European	2 EXPORT	202306 Jun, 2023	AO Angola	19,248	130
11081300 Potato starch	EU27 2020 European	2 EXPORT	202306 Jun, 2023	AR Argentina	193,013	2,015
11081300 Potato starch	EU27 2020 European	2 EXPORT	202306 Jun, 2023	AT Austria	834,975	8,306
11081300 Potato starch	EU27 2020 European	2 EXPORT	202306 Jun, 2023	AU Australia	495,885	4,273
11081300 Potato starch	EU27 2020 European	2 EXPORT	202306 Jun, 2023	AZ Azerbaijan	3	0
11081300 Potato starch	EU27 2020 European	2 EXPORT	202306 Jun, 2023	BA Bosnia and Herzegovina	24,755	256
11081300 Potato starch	EU27 2020 European	2 EXPORT	202306 Jun, 2023	BD Bangladesh	401,669	4,200
11081300 Potato starch	EU27 2020 European	2 EXPORT	202306 Jun, 2023	BE Belgium (incl. Luxembourg 'LU' -> 1998)	3,229,647	31,714
11081300 Potato starch	EU27 2020 European	2 EXPORT	202306 Jun, 2023	BG Bulgaria	142,090	2,129
11081300 Potato starch	EU27 2020 European	2 EXPORT	202306 Jun, 2023	BH Bahrain	1,240	10
11081300 Potato starch	EU27 2020 European	2 EXPORT	202306 Jun, 2023	BN Brunei Darussalam	20,383	200
11081300 Potato starch	EU27 2020 European	2 EXPORT	202306 Jun, 2023	BR Brazil	226,836	2,535
11081300 Potato starch	EU27 2020 European	2 EXPORT	202306 Jun, 2023	BY Belarus (Belorussia)	91,368	940
11081300 Potato starch	EU27 2020 European	2 EXPORT	202306 Jun, 2023	CA Canada	472,851	4,778
11081300 Potato starch	EU27 2020 European	2 EXPORT	202306 Jun, 2023	CD Congo, Democratic Republic of	48	0
11081300 Potato starch	EU27 2020 European	2 EXPORT	202306 Jun, 2023	CF Central African Republic	30	0
11081300 Potato starch	EU27 2020 European	2 EXPORT	202306 Jun, 2023	CH Switzerland (incl. Liechtenstein 'LI' -> 1990)	252,394	2,140
11081300 Potato starch	EU27 2020 European	2 EXPORT	202306 Jun, 2023	CI Côte d'Ivoire (Ivory Coast)	10	0
11081300 Potato starch	EU27 2020 European	2 EXPORT	202306 Jun, 2023	CL Chile	182,714	1,992
11081300 Potato starch	EU27 2020 European	2 EXPORT	202306 Jun, 2023	CN China	2,212,407	23,750
11081300 Potato starch	EU27 2020 European	2 EXPORT	202306 Jun, 2023	CO Colombia	151,928	1,412
11081300 Potato starch	EU27 2020 European	2 EXPORT	202306 Jun, 2023	CR Costa Rica	122,761	1,055
11081300 Potato starch	EU27 2020 European	2 EXPORT	202306 Jun, 2023	CU Cuba	85,519	839
11081300 Potato starch	EU27 2020 European	2 EXPORT	202306 Jun, 2023	CV Cabo Verde	60	0
11081300 Potato starch	EU27 2020 European	2 EXPORT	202306 Jun, 2023	CY Cyprus	2,731	38
11081300 Potato starch	EU27 2020 European	2 EXPORT	202306 Jun, 2023	CZ Czechia	368,956	4,734
11081300 Potato starch	EU27 2020 European	2 EXPORT	202306 Jun, 2023	DE Germany (incl. German Democratic Republic)	2,756,313	33,771
11081300 Potato starch	EU27 2020 European	2 EXPORT	202306 Jun, 2023	DK Denmark	32,958	192
11081300 Potato starch	EU27 2020 European	2 EXPORT	202306 Jun, 2023	DO Dominican Republic	34,980	950
11081300 Potato starch	EU27 2020 European	2 EXPORT	202306 Jun, 2023	DZ Algeria	509,054	5,400
11081300 Potato starch	EU27 2020 European	2 EXPORT	202306 Jun, 2023	EC Ecuador	232,264	2,461
11081300 Potato starch	EU27 2020 European	2 EXPORT	202306 Jun, 2023	EE Estonia	343,109	3,746

11081300 Potato starch	EU27 2020 European	2 EXPORT	202306 Jun. 2023	EG Egypt	88,036	815
11081300 Potato starch	EU27 2020 European	2 EXPORT	202306 Jun. 2023	ES Spain (incl. Canary Islands 'XB' from 199	3,896,032	36,508
11081300 Potato starch	EU27 2020 European	2 EXPORT	202306 Jun. 2023	EU27 2020 EXTRA Extra-EU27 (= 'WORLD'	37,905,505	375,604
11081300 Potato starch	EU27 2020 European	2 EXPORT	202306 Jun. 2023	EU27 2020 INTRA Intra-EU27 (AT, BE, BG, C	23,453,839	259,188
11081300 Potato starch	EU27 2020 European	2 EXPORT	202306 Jun. 2023	FI Finland	932	10
11081300 Potato starch	EU27 2020 European	2 EXPORT	202306 Jun. 2023	FR France (incl. Saint Barthelemy 'BL' -> 20	2,351,092	19,698
11081300 Potato starch	EU27 2020 European	2 EXPORT	202306 Jun. 2023	GB United Kingdom	3,438,445	31,069
11081300 Potato starch	EU27 2020 European	2 EXPORT	202306 Jun. 2023	GE Georgia	40,035	430
11081300 Potato starch	EU27 2020 European	2 EXPORT	202306 Jun. 2023	GR Greece	463,996	4,321
11081300 Potato starch	EU27 2020 European	2 EXPORT	202306 Jun. 2023	GT Guatemala	39,520	385
11081300 Potato starch	EU27 2020 European	2 EXPORT	202306 Jun. 2023	HK Hong Kong, China	689,477	7,253
11081300 Potato starch	EU27 2020 European	2 EXPORT	202306 Jun. 2023	HN Honduras	108,320	1,175
11081300 Potato starch	EU27 2020 European	2 EXPORT	202306 Jun. 2023	HR Croatia	38,290	475
11081300 Potato starch	EU27 2020 European	2 EXPORT	202306 Jun. 2023	HU Hungary	195,252	2,034
11081300 Potato starch	EU27 2020 European	2 EXPORT	202306 Jun. 2023	ID Indonesia (incl. East Timor 'TP' from 1977	526,031	5,809
11081300 Potato starch	EU27 2020 European	2 EXPORT	202306 Jun. 2023	IE Ireland (Eire)	293,508	2,334
11081300 Potato starch	EU27 2020 European	2 EXPORT	202306 Jun. 2023	IL Israel (incl. West Bank and Gaza Strip 'XP'	36,832	401
11081300 Potato starch	EU27 2020 European	2 EXPORT	202306 Jun. 2023	IN India	92,366	1,046
11081300 Potato starch	EU27 2020 European	2 EXPORT	202306 Jun. 2023	IT Italy (incl. San Marino 'SM' -> 1993)	2,166,555	21,764
11081300 Potato starch	EU27 2020 European	2 EXPORT	202306 Jun. 2023	JO Jordan	25,850	220
11081300 Potato starch	EU27 2020 European	2 EXPORT	202306 Jun. 2023	JP Japan	1,336,914	16,075
11081300 Potato starch	EU27 2020 European	2 EXPORT	202306 Jun. 2023	KE Kenya	9,485	70
11081300 Potato starch	EU27 2020 European	2 EXPORT	202306 Jun. 2023	KG Kyrgyzstan	19,615	210
11081300 Potato starch	EU27 2020 European	2 EXPORT	202306 Jun. 2023	KR Korea, Republic of (South Korea)	7,459,237	68,743
11081300 Potato starch	EU27 2020 European	2 EXPORT	202306 Jun. 2023	KW Kuwait	2,480	20
11081300 Potato starch	EU27 2020 European	2 EXPORT	202306 Jun. 2023	KZ Kazakhstan	60,480	640
11081300 Potato starch	EU27 2020 European	2 EXPORT	202306 Jun. 2023	LB Lebanon	18,557	175
11081300 Potato starch	EU27 2020 European	2 EXPORT	202306 Jun. 2023	LT Lithuania	387,728	3,714
11081300 Potato starch	EU27 2020 European	2 EXPORT	202306 Jun. 2023	LU Luxembourg	13,261	56
11081300 Potato starch	EU27 2020 European	2 EXPORT	202306 Jun. 2023	LV Latvia	36,400	429
11081300 Potato starch	EU27 2020 European	2 EXPORT	202306 Jun. 2023	MA Morocco	95,052	980
11081300 Potato starch	EU27 2020 European	2 EXPORT	202306 Jun. 2023	ME Montenegro	5,191	50
11081300 Potato starch	EU27 2020 European	2 EXPORT	202306 Jun. 2023	MK North Macedonia	26,657	281
11081300 Potato starch	EU27 2020 European	2 EXPORT	202306 Jun. 2023	MN Mongolia	45,760	440
11081300 Potato starch	EU27 2020 European	2 EXPORT	202306 Jun. 2023	MT Malta	2,572	24
11081300 Potato starch	EU27 2020 European	2 EXPORT	202306 Jun. 2023	MX Mexico	2,091,375	20,911
11081300 Potato starch	EU27 2020 European	2 EXPORT	202306 Jun. 2023	MY Malaysia	376,409	3,806
11081300 Potato starch	EU27 2020 European	2 EXPORT	202306 Jun. 2023	NL New Caledonia	96	0
11081300 Potato starch	EU27 2020 European	2 EXPORT	202306 Jun. 2023	NI Netherlands	2,204,698	35,575
11081300 Potato starch	EU27 2020 European	2 EXPORT	202306 Jun. 2023	NO Norway (incl. Svalbard and Jan Mayen 'N'	2,615	26
11081300 Potato starch	EU27 2020 European	2 EXPORT	202306 Jun. 2023	NZ New Zealand	185,541	1,591
11081300 Potato starch	EU27 2020 European	2 EXPORT	202306 Jun. 2023	OM Oman	20,475	210
11081300 Potato starch	EU27 2020 European	2 EXPORT	202306 Jun. 2023	PA Panama (incl. Panama Canal Zone 'PZ' f	100,406	1,013
11081300 Potato starch	EU27 2020 European	2 EXPORT	202306 Jun. 2023	PE Peru	595,429	6,690
11081300 Potato starch	EU27 2020 European	2 EXPORT	202306 Jun. 2023	PH Philippines	1,559,818	14,030
11081300 Potato starch	EU27 2020 European	2 EXPORT	202306 Jun. 2023	PK Pakistan	160,670	1,760
11081300 Potato starch	EU27 2020 European	2 EXPORT	202306 Jun. 2023	PL Poland	245,506	2,471
11081300 Potato starch	EU27 2020 European	2 EXPORT	202306 Jun. 2023	PS Occupied Palestinian Territory (West Ban	107,190	875
11081300 Potato starch	EU27 2020 European	2 EXPORT	202306 Jun. 2023	PT Portugal	219,309	1,818
11081300 Potato starch	EU27 2020 European	2 EXPORT	202306 Jun. 2023	QA Qatar	1,400	10
11081300 Potato starch	EU27 2020 European	2 EXPORT	202306 Jun. 2023	QS Stores and provisions within the framew	25	0
11081300 Potato starch	EU27 2020 European	2 EXPORT	202306 Jun. 2023	QV Countries and territories not specified w	44	0
11081300 Potato starch	EU27 2020 European	2 EXPORT	202306 Jun. 2023	RO Romania	379,819	6,480
11081300 Potato starch	EU27 2020 European	2 EXPORT	202306 Jun. 2023	RU Russian Federation (Russia)	441,165	4,121
11081300 Potato starch	EU27 2020 European	2 EXPORT	202306 Jun. 2023	SA Saudi Arabia	76,849	840
11081300 Potato starch	EU27 2020 European	2 EXPORT	202306 Jun. 2023	SE Sweden	2,261,585	30,118
11081300 Potato starch	EU27 2020 European	2 EXPORT	202306 Jun. 2023	SG Singapore	205,582	2,273
11081300 Potato starch	EU27 2020 European	2 EXPORT	202306 Jun. 2023	SJ Slovenia	184,216	2,019
11081300 Potato starch	EU27 2020 European	2 EXPORT	202306 Jun. 2023	SK Slovakia	402,265	4,710
11081300 Potato starch	EU27 2020 European	2 EXPORT	202306 Jun. 2023	SV El Salvador	40,939	350
11081300 Potato starch	EU27 2020 European	2 EXPORT	202306 Jun. 2023	TH Thailand	397,284	3,720
11081300 Potato starch	EU27 2020 European	2 EXPORT	202306 Jun. 2023	TJ Tajikistan	81,582	860
11081300 Potato starch	EU27 2020 European	2 EXPORT	202306 Jun. 2023	TR Türkiye	434,433	4,499
11081300 Potato starch	EU27 2020 European	2 EXPORT	202306 Jun. 2023	TT Trinidad and Tobago	19,183	200
11081300 Potato starch	EU27 2020 European	2 EXPORT	202306 Jun. 2023	TW Taiwan, China	750,910	6,633
11081300 Potato starch	EU27 2020 European	2 EXPORT	202306 Jun. 2023	UA Ukraine	52,903	263
11081300 Potato starch	EU27 2020 European	2 EXPORT	202306 Jun. 2023	US United States (incl. Navassa Island (part	8,701,148	87,692
11081300 Potato starch	EU27 2020 European	2 EXPORT	202306 Jun. 2023	UY Uruguay	66,660	800
11081300 Potato starch	EU27 2020 European	2 EXPORT	202306 Jun. 2023	UZ Uzbekistan	239,876	2,620
11081300 Potato starch	EU27 2020 European	2 EXPORT	202306 Jun. 2023	VE Venezuela, Bolivarian Republic of	163,522	1,790
11081300 Potato starch	EU27 2020 European	2 EXPORT	202306 Jun. 2023	VN Viet Nam (incl. North Viet Nam 'VD' fro	540,299	6,514
11081300 Potato starch	EU27 2020 European	2 EXPORT	202306 Jun. 2023	XS Serbia	101,082	1,020
11081300 Potato starch	EU27 2020 European	2 EXPORT	202306 Jun. 2023	ZA South Africa (incl. Namibia 'NA' -> 1989	162,100	1,640

**附件十三：申请人会员单位财务数据和报表**

## 非保密概要

本附件提供了申请人 25 家会员单位企业 2019 年至 2023 年 1-6 月马铃薯淀粉的生产能力、产量、开工率、库存、销量、自用量、销售收入、销售价格、税前利润、投资额、投资收益率、现金流、工资就业以及劳动生产率等数据。同时，该附件还提供申请人会员单位企业在上述期间各自的财务报表。

鉴于单家会员企业马铃薯淀粉的相关数据及财务报表涉及企业商业秘密，其披露将对企业的生产经营产生严重不利影响，故申请保密，不再列出。此处仅提供 25 家企业马铃薯淀粉的合计或加权平均数据。同时，申请人会员单位企业的马铃薯淀粉的合计或加权平均数据，还在申请书公开文本正文部分以绝对数值、变化幅度以及图表等形式进行了披露。

## 企业相关经济、财务指标表-汇总

以下数据为申请人25家会员单位企业的合计或加权平均数据。

### 1、在下列每一期间马铃薯淀粉的产能、产量和开工率数据

单位：吨

期间	产能	产量	开工率
2019年	716,650	231,804	32%
2020年	741,100	271,670	37%
2021年	772,000	346,036	45%
2022年	781,030	258,691	33%
2022年1-6月	274,750	78,471	29%
2023年1-6月	274,750	61,217	22%

注：开工率=产量/产能

### 2、在以下每一期间马铃薯淀粉的销售数量、自用量数据

单位：吨

期间	国内销售量	出口量	总销售量	自用量
2019年	266,629	2,507	269,136	1,619
2020年	254,823	1,209	256,032	2,291
2021年	292,527	357	292,884	2,894
2022年	271,774	163	271,937	3,645
2022年1-6月	111,692	33	111,724	2,667
2023年1-6月	135,732	170	135,902	6,138

注：总销售数量=国内销售数量+出口销售数量。

### 3、在以下每一期间马铃薯淀粉的销售收入净额数据（不含增值税）

单位：元

期间	国内销售收入	出口销售收入	总销售收入
2019年	1,739,920,253	20,233,734	1,760,153,987
2020年	1,729,090,659	9,348,547	1,738,439,206
2021年	1,890,988,752	2,947,570	1,893,936,322
2022年	1,820,508,616	1,478,641	1,821,987,256
2022年1-6月	701,980,529	282,442	702,262,971
2023年1-6月	975,635,501	1,407,603	977,043,104

注：总销售收入=国内销售收入+出口销售收入。

### 4、在以下每一期间马铃薯淀粉的销售价格数据（不含增值税）

单位：元/吨

期间	国内销售价格	出口价格
2019年	6,526	8,071
2020年	6,785	7,732
2021年	6,464	8,256
2022年	6,699	9,092
2022年1-6月	6,285	8,684
2023年1-6月	7,188	8,303

注：销售价格=销售收入/销售数量。

### 5、在下列每一期间马铃薯淀粉的期末库存数据

单位：吨

期间	期末库存
2019年	140,109
2020年	160,657
2021年	232,728
2022年	218,596
2022年1-6月	188,647
2023年1-6月	133,103

6、在下列每一期间马铃薯淀粉的税前利润数据

单位：元

期间	产品销售收入	产品销售成本	产品应摊税金及附加	产品应摊期间费用	产品税前利润
2019年	1,760,153,987	1,476,711,529	6,020,215	173,206,949	104,215,294
2020年	1,738,439,206	1,550,762,320	5,398,901	182,337,934	-59,950
2021年	1,893,936,322	1,672,889,878	5,731,602	221,028,475	-5,713,633
2022年	1,821,987,256	1,583,264,793	4,643,171	232,144,074	1,935,219
2022年1-6月	702,262,971	656,326,059	2,002,356	96,790,008	-52,855,452
2023年1-6月	977,043,104	857,591,472	2,257,939	97,976,306	19,217,388

注：（1）马铃薯淀粉税前利润=马铃薯淀粉销售收入-马铃薯淀粉销售成本-马铃薯淀粉应摊税金及附加-马铃薯淀粉应摊期间费用；

（2）马铃薯淀粉应摊税金及附加、期间费用均按照马铃薯淀粉销售收入占公司主营业务收入的比例对公司主营业务税金及附加、期间费用进行分摊。

7、在下列每一期间马铃薯淀粉的投资收益率数据

单位：元

期间	平均投资额	税前利润	投资收益率
2019年	2,910,235,927	104,215,294	3.58%
2020年	3,131,461,150	-59,950	0.00%
2021年	3,591,103,176	-5,713,633	-0.16%
2022年	3,830,956,586	1,935,219	0.05%
2022年1-6月	3,586,931,467	-52,855,452	-1.47%
2023年1-6月	3,755,601,294	19,217,388	0.51%

注：（1）投资收益率=马铃薯淀粉税前利润/马铃薯淀粉平均投资额；

（2）马铃薯淀粉平均投资额=平均资产总额\*马铃薯淀粉销售成本/公司主营业务成本；平均资产总额=(期初资产总额+期末资产总额)/2。

8、在下列每一期间马铃薯淀粉的经营活动现金净流量数据

单位：元

期间	现金流入量	现金流出量	现金流量净额
2019年	1,953,238,878	1,785,338,630	167,900,248
2020年	2,101,935,662	2,029,687,197	72,248,465
2021年	2,784,346,784	2,738,308,399	46,038,385
2022年	2,653,529,839	2,544,810,730	108,719,109
2022年1-6月	1,304,092,372	1,199,319,666	104,772,706
2023年1-6月	1,358,746,803	935,392,978	423,353,825

注：（1）现金流量净额=现金流入量-现金流出量；

（2）现金净流量根据马铃薯淀粉销售收入占公司主营业务收入比例分摊，现金流出量根据马铃薯淀粉销售成本占公司主营业务成本的比例分摊。

9、在下列每一期间与马铃薯淀粉生产运营有关的工资和就业情况

单位：元；人；元/人

期间	工资总额	就业人数	人均工资
2019年	63,646,650	1,684	37,802
2020年	67,283,482	1,743	38,601
2021年	89,555,585	2,128	42,092
2022年	82,723,876	2,001	41,341
2022年1-6月	30,234,131	1,554	19,456
2023年1-6月	27,216,093	1,388	19,608

注：人均工资=工资总额/就业人数。

10、在下列每一期间马铃薯淀粉的劳动生产率情况

单位：吨/人

期间	劳动生产率
2019年	138
2020年	156
2021年	163
2022年	129
2022年1-6月	50
2023年1-6月	44

注：劳动生产率=产量/就业人数。